

IEC Miniature Contactors

Overview/Product Selection



Bulletin 100-K / 104-K IEC Contactors

- Compact size
- Same dimensions for AC and DC
- Full-voltage non-reversing and reversing contactors
- 5, 9, and 12 A Contactors rated at 690V
- IP2X Finger Protection
- Optional integrated surge suppressor
- Compatible with Bulletin 193-K bimetallic overload relay
- Mirror contacts per IEC 60947-4-1 and mechanically linked contacts per IEC 60947-5-1 on main unit

Table of Contents

Product Selection this page
 Accessories..... 10
 Specifications..... 22
 Approximate Dimensions..... 31

Standards Compliance

IEC/EN 60947-1,-4-1,-5-1,-5-4
 UL 508
 CSA 22.2. No. 14
 NF F 62-000

Approvals

CE marked
 cULus listed (File No. E41850,
 Guide No. NLDX and NLDX7)

Allen-Bradley Bulletin 100-K miniature contactors are designed for commercial and light industrial applications where panel space is at a premium. These miniature devices, while 45 mm wide, are shallower and have less panel depth requirements than standard IEC contactors.

The miniature contactors have been designed with flexibility in mind. They are available with AC or DC operating coils, several contact ratings, and optional 2- or 4-pole adder decks in a variety of auxiliary contact configurations.

Your order must include: cat. no. (with coil voltage code) of the mini contactor specified and, if required, cat. no. of any accessories

Miniature Contactors



Non-Reversing Mini-Contactors — 3 N.O. Power Poles with Auxiliary Contact

Rated Operational Current I_e [A]	Ratings for switching AC motors - AC-2, AC-3, AC-4										Auxiliary Contacts		Pkg. Qty.*	Cat. No.
	3Ø kW (50 Hz)				Hp (60 Hz)						N.O.	N.C.		
	40 °C	230V	400/415V	500V	690V	1Ø		3Ø						
115V						230V	200V	230V	460V	575V				
AC-1	230V	400/415V	500V	690V	115V	230V	200V	230V	460V	575V	N.O.	N.C.	Pkg. Qty.*	Cat. No.
20	1.5	2.2	2.2	2.2	1/2	1	1-1/2	1-1/2	3	3	1	0	1	100-K05⊗10
											0	1	1	100-K05⊗01
20	3	4	4	4	1/2	1-1/2	2	2	5	5	1	0	1	100-K09⊗10
											0	1	1	100-K09⊗01
20	3	5.5	5.5	5.5	3/4	2	3	3	7-1/2	7-1/2	1	0	1	100-K12⊗10
											0	1	1	100-K12⊗01

* May be ordered in package quantities of 20. Add letter M to the end of the cat. no. Example: **100-K09ZJ10M**.

⊗ The Cat. No. as listed is incomplete. Select a Coil Voltage Code from the table on page 9 to complete the Cat. No.
 Example: 24V DC: Cat. No. **100-K05⊗10** becomes Cat. No. **100-K05ZJ10**.



Non-Reversing Mini-Contactors — 4 Power Poles

Rated Operational Current I_e [A]	Ratings for switching AC motors - AC-2, AC-3										Contact Configuration, Main Pole		Pkg. Qty.*	Cat. No.
	3Ø kW (50 Hz)				Hp (60 Hz)									
					1Ø		3Ø							
40 °C	230V	400/415V	500V	690V	115V	230V	200V	230V	460V	575V	N.O.	N.C.		
AC-1	230V	400/415V	500V	690V	115V	230V	200V	230V	460V	575V	N.O.	N.C.		
20	1.5	2.2	2.2	2.2	1/2	1	1-1/2	1-1/2	3	3	4	0	1	100-K05Ø400
											3	1	1	100-K05Ø300
											2	2	1	100-K05Ø200
20	3	4	4	4	1/2	1-1/2	2	2	5	5	4	0	1	100-K09Ø400
											3	1	1	100-K09Ø300
											2	2	1	100-K09Ø200
20	3	5.5	5.5	5.5	3/4	2	3	3	7-1/2	7-1/2	4	0	1	100-K12Ø400
											3	1	1	100-K12Ø300
											2	2	1	100-K12Ø200

* May be ordered in package quantities of 20. Add letter M to the end of the cat. no. Example: **100-K09ZJ400M**.

⊗ The Cat. No. as listed is incomplete. Select a Coil Voltage Code from the table below to complete the Cat. No.
 Example: 24V DC: Cat. No. **100-K05Ø400** becomes Cat. No. **100-K05ZJ400**.

Reversing Mini-Contactors — 3 N.O. Power Poles with Auxiliary Contact

Rated Operational Current I_e [A]	Ratings for switching AC motors - AC-2, AC-3, AC-4										Auxiliary Contacts per Contactor*		Cat. No.
	3Ø kW (50 Hz)				Hp (60 Hz)								
					1Ø		3Ø						
40 °C	230V	400/415V	500V	690V	115V	230V	200V	230V	460V	575V	N.O.	N.C.	
AC-1	230V	400/415V	500V	690V	115V	230V	200V	230V	460V	575V	N.O.	N.C.	
20	1.5	2.2	2.2	2.2	—	—	1-1/2	1-1/2	3	3	0	1	104-K05Ø02
20	3	4	4	4	—	—	2	2	5	5	0	1	104-K09Ø02
20	3	5.5	5.5	5.5	—	—	3	3	7-1/2	7-1/2	0	1	104-K12Ø02

* Used for electrical interlocking

⊗ The Cat. No. as listed is incomplete. Select a standard Coil Voltage Code from the table below to complete the Cat. No.
 Example: 230V, 50/60 Hz: Cat. No. **104-K05Ø02** becomes Cat. No. **104-K05KF02**.

Bulletin 104-K reversing contactors are factory assembled and include contactors, mechanical interlock (Cat. No. 100-KMCH) and wiring kit (Cat. No. 100-KPR) for power and control circuit (electrical interlock).

⊗ Coil Voltage Code

The Cat. No. as listed is incomplete. Select a coil voltage code from the table below to complete the Cat. No. Example: 120V, 60 Hz:
Cat. No. 100-K09Ø10 becomes **Cat. No.100-K09D10**.

AC Voltages [V]	24	110	120	230	240	400	480	600
50 Hz	—	D	—	—	—	—	—	—
60 Hz	—	—	D	—	—	—	B	VC
50/60 Hz	KJ	—	—	KF	KA	KN	—	—

DC Voltages [V]	12	24	110	125	220	250
Standard	ZQ	ZJ	ZD	ZS	ZA	ZT
with Integrated Diode	—	DJ	—	—	—	—

For other voltages, see table on page 31