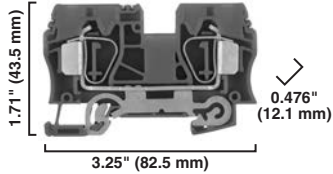
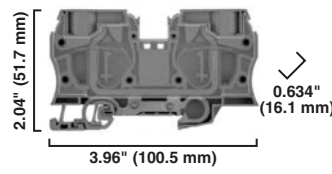
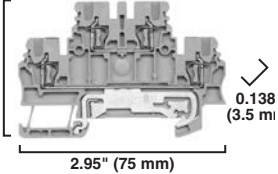





## Spring-Clamp Connection Terminal Blocks

## Grounding Blocks

	1492-LG16				1492-LG35				1492-LDG2		
Dimensions are not intended to be used for manufacturing purposes. <b>Note:</b> Height dimension is measured from top of rail to top of terminal block.											
<b>Specifications</b>	Feed-through grounding terminal block				Feed-through grounding terminal block				Two-circuit terminal block with 1 feed-through and 1 ground circuit		
Certifications		CSA	IEC	ATEX		CSA	IEC	ATEX		CSA	IEC
Voltage Rating	—				—				300V AC/DC		500V AC/DC
Maximum Current	Grounding				Grounding				10 A		17.5 A
Wire Range (Rated Cross Section)	#14...6 AWG	#14...4 AWG	16 mm <sup>2</sup>	16 mm <sup>2</sup> (16...6 AWG)	#12...2 AWG		35 mm <sup>2</sup>	35 mm <sup>2</sup> (#14...2 AWG)	#28...16 AWG	1.5 mm <sup>2</sup>	
Wire Strip Length	0.70 in. (18 mm)				0.98 in. (25 mm)				0.31 in. (8 mm)		
Density	25 pcs/ft (82 pcs/m)				18 pcs/ft (62 pcs/m)				87 pcs/ft (285 pcs/m)		
Housing Temperature Range	-58...+248 °F (-50...+120 °C)				-58...+248 °F (-50...+120 °C)				-58...+248 °F (-50...+120 °C)		
<b>Terminal Blocks</b>	<b>Cat. No.</b>		<b>Pkg Qty.</b>		<b>Cat. No.</b>		<b>Pkg Qty.</b>		<b>Cat. No.</b>		<b>Pkg Qty.</b>
Color: <b>Green/Yellow</b>	<b>1492-LG16</b>		25		<b>1492-LG35</b>		10		—		—
Grey	—		—		—		—		1492-LDG2		50
<b>Accessories</b>	<b>Cat. No.</b>		<b>Pkg Qty.</b>		<b>Cat. No.</b>		<b>Pkg Qty.</b>		<b>Cat. No.</b>		<b>Pkg Qty.</b>
Mounting Rails:											
1 m Symmetrical DIN (Steel)	<b>199-DR1</b>		10		<b>199-DR1</b>		10		<b>199-DR1</b>		10
1 m Symmetrical Heavy Duty DIN (Steel, Unslotted)	<b>199-DR4</b>		5		<b>199-DR4</b>		5		<b>199-DR4</b>		5
1 m Symmetrical DIN (Aluminum)	<b>1492-DR5</b>		10		<b>1492-DR5</b>		10		<b>1492-DR5</b>		10
1 m Hi-Rise Symmetrical DIN (Aluminum)	<b>1492-DR6</b>		2		<b>1492-DR6</b>		2		<b>1492-DR6</b>		2
1 m Angled Hi-Rise Sym. DIN (Steel)	<b>1492-DR7</b>		2		<b>1492-DR7</b>		2		<b>1492-DR7</b>		2
1 m Symmetrical Heavy Duty DIN (Copper, Unslotted)	1492-DR8		5		1492-DR8		5		1492-DR8		5
1 m Symmetrical Heavy Duty DIN (Steel)	<b>1492-DR9</b>		5		<b>1492-DR9</b>		5		<b>1492-DR9</b>		5
End Barrier Yellow	<b>1492-EBL16-Y</b>		20		Integrated		—		—		—
Grey	—		—		—		—		<b>1492-EBLD2</b>		50
End Anchors and Retainers	<b>1492-ERL35</b>		20		<b>1492-ERL35</b>		20		<b>1492-ERL35</b>		20
Screwless End Retainer	<b>1492-EAJ35</b>		100		<b>1492-EAJ35</b>		100		<b>1492-EAJ35</b>		100
DIN Rail — Normal Duty	<b>1492-EAHJ35</b>		50		<b>1492-EAHJ35</b>		50		<b>1492-EAHJ35</b>		50
DIN Rail — Heavy Duty											
Other Accessories:											
Reducing Sleeves 26...24 AWG (0.13...0.2 mm <sup>2</sup> ) White	—		—		—		—		1492-PSL2-2		100
Reducing Sleeves 22...20 AWG (0.25...0.5 mm <sup>2</sup> ) Grey	—		—		—		—		1492-PSL2-5		100
Test Plug	<b>1492-TP23</b>		20		<b>1492-TP23</b>		20		<b>1492-TPL4</b>		25
Electrical Warning Plate	—		—		—		—		1492-EWPL4		20
Marking Systems:											
Snap-In Marker Cards*	<b>1492-M7X12</b> (108/card)		5		<b>1492-M7X12</b> (108/card)		5		<b>1492-M3X12</b> (120/card)		5
Snap-In Marker Cards	<b>1492-M8X5</b> (160/card)		5		<b>1492-M8X5</b> (160/card)		5		<b>1492-M3X5</b> (100/card)		5
Hinged Marker Cards	<b>1492-MH5X15</b> (96/card)		5		<b>1492-MH5X10</b> (96/card)		—		—		—

\* May only be mounted in terminal block corner marking positions.