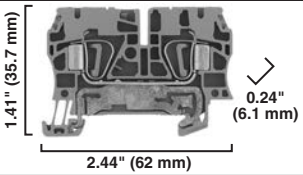
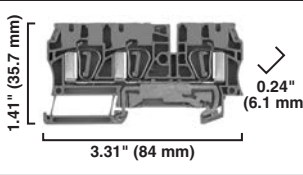
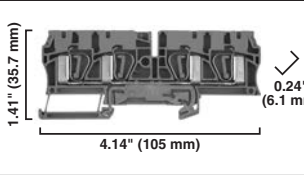





Spring-Clamp Connection Terminal Blocks

Grounding Blocks

	1492-LG4				1492-LG4T				1492-LG4Q			
Dimensions are not intended to be used for manufacturing purposes. Note: Height dimension is measured from top of rail to top of terminal block.												
Specifications	<i>Feed-through grounding terminal block</i>				<i>Feed-through grounding terminal block with 2 points on one side</i>				<i>Feed-through grounding terminal block with 2 points on each side</i>			
Certifications		CSA	IEC	ATEX		CSA	IEC	ATEX		CSA	IEC	ATEX
Voltage Rating	—	—	—	—	—	—	—	—	—	—	—	—
Maximum Current	Grounding				Grounding				Grounding			
Wire Range (Rated Cross Section)	#26...10 AWG	4 mm ²	4 mm ² (20...10 AWG)		#26...10 AWG	4 mm ²	4 mm ² (20...12 AWG)		#26...10 AWG	4 mm ²	4 mm ² (20...12 AWG)	
Wire Strip Length	0.47 in. (12 mm)				0.47 in. (12 mm)				0.47 in. (12 mm)			
Density	49 pcs/ft (163 pcs/m)				49 pcs/ft (163 pcs/m)				49 pcs/ft (163 pcs/m)			
Housing Temperature Range	-58...+248 °F (-50...+120 °C)				-58...+248 °F (-50...+120 °C)				-58...+248 °F (-50...+120 °C)			
Terminal Blocks	Cat. No.		Pkg Qty.		Cat. No.		Pkg Qty.		Cat. No.		Pkg Qty.	
Color: Green/Yellow	1492-LG4		50		1492-LG4T		50		1492-LG4Q		50	
Accessories	Cat. No.		Pkg Qty.		Cat. No.		Pkg Qty.		Cat. No.		Pkg Qty.	
Mounting Rails:	199-DR1		10		199-DR1		10		199-DR1		10	
1 m Symmetrical DIN (Steel)	1492-DR5		10		1492-DR5		10		1492-DR5		10	
1 m Symmetrical DIN (Aluminum)	1492-DR6		2		1492-DR6		2		1492-DR6		2	
1 m Hi-Rise Symmetrical DIN (Aluminum)	1492-DR7		2		1492-DR7		2		1492-DR7		2	
1 m Angled Hi-Rise Sym. DIN (Steel)	1492-EBL4-Y		50		1492-EBL4T-Y		50		1492-EBL4Q-Y		50	
End Barrier Yellow	1492-ERL35		20		1492-ERL35		20		1492-ERL35		20	
End Anchors and Retainers Screwless End Retainer	1492-EAJ35		100		1492-EAJ35		100		1492-EAJ35		100	
DIN Rail — Normal Duty	1492-EAHJ35		50		1492-EAHJ35		50		1492-EAHJ35		50	
DIN Rail — Heavy Duty	1492-PSL4-2		100		1492-PSL4-2		100		1492-PSL4-2		100	
Other Accessories: Reducing Sleeves 26...24 AWG (0.13...0.2 mm ²) White	1492-PSL4-5		100		1492-PSL4-5		100		1492-PSL4-5		100	
Reducing Sleeves 22...20 AWG (0.25...0.5 mm ²) Grey	1492-PSL4-10		100		1492-PSL4-10		100		1492-PSL4-10		100	
Reducing Sleeves 18 AWG (0.75...1.0 mm ²) Dark Grey	1492-TP23		20		1492-TP23		20		1492-TP23		20	
Test Plug	1492-TPL6		25		1492-TPL6		25		1492-TPL6		25	
Test Plug (Stackable)	1492-M6X10 (120/card)		5		1492-M6X10 (120/card)		5		1492-M6X10 (120/card)		5	
Marking Systems: Snap-In Marker Cards	1492-M6X5 (200/card)		5		1492-M6X5 (200/card)		5		1492-M6X5 (200/card)		5	
Snap-In Marker Cards	1492-MH6X12 (80/card)		5		1492-MH6X12 (80/card)		5		1492-MH6X12 (80/card)		5	
Hinged Marker Cards												