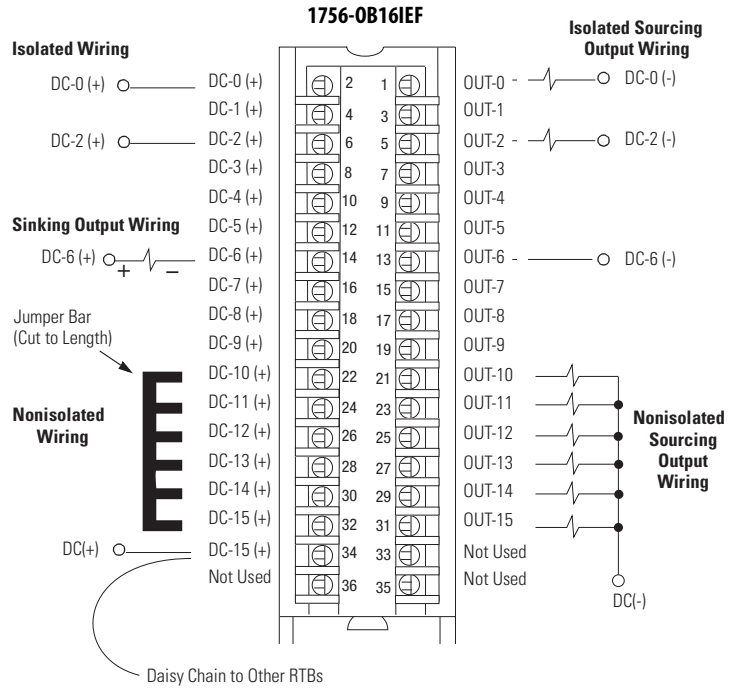
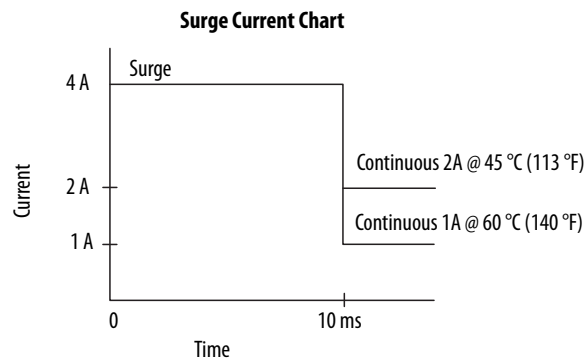
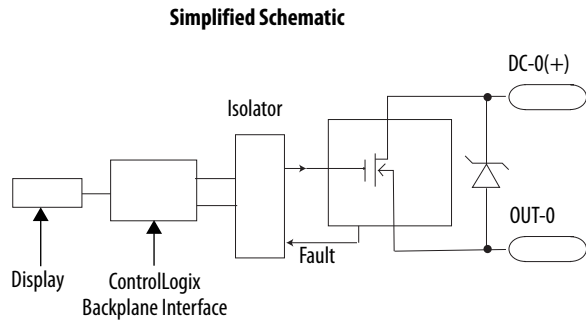


1756-OB16IEF

ControlLogix DC (10...30V) electronically-protected, sinking or sourcing, isolated, fast output module



Additional jumper bars may be purchased by using catalog number 1756-JMPR.

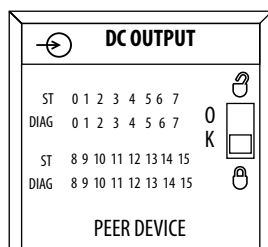


Table 140 - Technical Specifications - 1756-OB16IEF

Attribute	1756-OB16IEF
Outputs	16 individually isolated
Pilot duty	4 A inrush
Voltage category	12/24V DC sink/source
Operating voltage range	10...30V DC
Output delay time (backplane to screw)	
Off to On	14 μ s nom/23 μ s max
On to Off	14 μ s nom/23 μ s max
PWM cycle time	1 ms min/1 hour max
PWM On time	200 μ s min/1 hour max
PWM On time accuracy	\pm 20 μ s
Current draw @ 5.1V	320 mA
Current draw @ 24V	3 mA
Total backplane power	1.7 W
Power dissipation	4.9 W max (16 channels @ 1 A or 4 channels @ 2 A)
Thermal dissipation	16.71 BTU/hr
Off-state leakage current per point, max	< 0.1 mA per point
On-state voltage drop, max	0.2V DC @ 1 A 0.4V DC @ 2 A
Current per point, max	2 A @ 45 °C (113 °F) 4 channels max 1 A @ 60 °C (140 °F)
Current per module, max	16 A @ 60 °C (140 °F) 1 A max per channel 8 A @ 45 °C (113 °F) 2 A max per channel
Surge current per point	4 A for 10 ms per point, repeatable every 2 s
Load current, min	1 mA per point
Scheduled outputs	CIP Sync only
States in Fault mode per point	Hold last state, On or Off (Off is default)
Duration of Fault mode per point	1, 2, 5, 10 s, Forever (Forever is default)
Final state after Fault mode duration per point	On or Off (Off is default)
States in Program mode per point	Hold last state, On or Off (Off is default)
Isolation voltage	250V (continuous), reinforced insulation type, outputs-to-backplane 250V (continuous), basic insulation type, output-to-output Type tested at 2300V AC for 60 s outputs-to-backplane Type tested at 1500V AC for 60 s output-to-output
Module keying	Electronic, software configurable
Fusing	Electronically fused per point
Reverse polarity protection	No
Removable terminal block	1756-TBCH 1756-TBS6H
RTB keying	User-defined mechanical
Slot width	1
Wire category	1 on signal ports ⁽¹⁾

Table 140 - Technical Specifications - 1756-OB16IEF (continued)

Attribute	1756-OB16IEF
North American temperature code	T4
IEC temperature code	T4
Enclosure type	None (open-style)

(1) Use this conductor category information for planning conductor routing as described in the system-level installation manual. See the Industrial Automation Wiring and Grounding Guidelines, publication [1770-4.1](#).

Table 141 - Environmental Specifications - 1756-OB16IEF

Attribute	1756-OB16IEF
Temperature, operating IEC 60068-2-1 (Test Ad, Operating Cold), IEC 60068-2-2 (Test Bd, Operating Dry Heat), IEC 60068-2-14 (Test Nb, Operating Thermal Shock)	0...60 °C (32...140 °F)
Temperature, surrounding air, max	60 °C (140 °F)
Temperature, nonoperating IEC 60068-2-1 (Test Ab, Unpackaged Nonoperating Cold), IEC 60068-2-2 (Test Bb, Unpackaged Nonoperating Dry Heat), IEC 60068-2-14 (Test Na, Unpackaged Nonoperating Thermal Shock)	-40...85 °C (-40...185 °F)
Relative humidity IEC 60068-2-30 (Test Db, Unpackaged Damp Heat)	5...95% noncondensing
Vibration IEC 60068-2-6 (Test Fc, Operating)	2 g @ 10...500 Hz
Shock, operating IEC 60068-2-27 (Test Ea, Unpackaged Shock)	30 g
Shock, nonoperating IEC 60068-2-27 (Test Ea, Unpackaged Shock)	50 g
Emissions	CISPR 11 (IEC 61000-6-4): Class A
ESD immunity IEC 61000-4-2	6 kV contact discharges 8 kV air discharges
Radiated RF immunity IEC 61000-4-3	10V/m with 1 kHz sine-wave 80% AM from 80...2000 MHz 10V/m with 200 Hz 50% Pulse 100% AM @ 900 MHz 10V/m with 200 Hz 50% Pulse 100% AM @ 1890 MHz 3V/m with 1 kHz sine-wave 80% AM from 2000...2700 MHz
EFT/B immunity IEC 61000-4-4	±4 kV at 5 kHz on signal ports
Surge transient immunity IEC 61000-4-5	±1 kV line-line (DM) and ±2 kV line-earth (CM) on signal ports
Conducted RF immunity IEC 61000-4-6	10V rms with 1 kHz sine-wave 80% AM from 150 kHz...80 MHz

Table 142 - Certifications - 1756-OB16IEF

Certification⁽¹⁾	1756-OB16IEF
c-UL-us	UL Listed Industrial Control Equipment, certified for US and Canada. See UL File E65584. UL Listed for Class I, Division 2 Group A,B,C,D Hazardous Locations, certified for U.S. and Canada. See UL File E194810.
CE	European Union 2004/108/IEC EMC Directive, compliant with: <ul style="list-style-type: none"> • EN 61326-1; Meas./Control/Lab., Industrial Requirements • EN 61000-6-2; Industrial Immunity • EN 61000-6-4; Industrial Emissions • EN 61131-2; Programmable Controllers (Clause 8, Zone A & B) European Union 2006/95/EC LVD, compliant with: EN 61131-2; Programmable Controllers (Clause 11)
C-Tick	Australian Radiocommunications Act, compliant with: AS/NZS CISPR 11; Industrial Emissions
Ex	European Union 94/9/EC ATEX Directive, compliant with: <ul style="list-style-type: none"> • EN 60079-15; Potentially Explosive Atmospheres, Protection "n" • EN 60079-0; General Requirements II 3 G Ex nA IIC T4 X Gc
KC	Korean Registration of Broadcasting and Communications Equipment, compliant with: Article 58-2 of Radio Waves Act, Clause 3

(1) When marked. See the Product Certification link at <http://www.ab.com> for Declarations of Conformity, Certificates, and other certification details.