



Main Features

- DIN rail mounted
- PNP input from CleverLevel switches, type LxFS
- 1 x relay output
- ATEX approved for gas or dust
- Removable screw terminals

Applications

- Barrier between hazardous area to control in safe area

Technical Data

Housing	Polyamide 6 6
Mounting	35 mm DIN rail (EN50022)
Cable dimension	< 2.5 mm ²
Dimensions	90 x 120 x 29 mm (HxLxW)
Weight	200 g
Mounting	DIN rail (29 mm)

Environment

Ambient T°	-20 ... 60°C
Storage T°	-40 ... 80°C

Electrical specifications

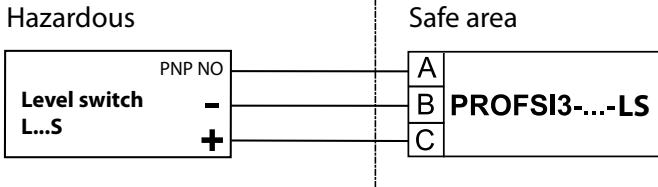
Supply voltage	22 ... 120 Vdc 90 ... 253 Vac 50 or 60 Hz
Consumption	3 VA
Switch capacity	4 A @ 250 Vac 1 A @ 30 Vdc
Output	Relay, SPDT

ATEX specifications

Approval	Ex I (M1) or II (1)G or II (1)D [Ex ia] I/IIC - [Ex iaD] ambient T°: -20°C ≤ xx Ta xx 60°C
----------	---

Input wiring - CN1

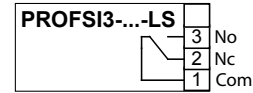
Level switch wiring



Level switch configured as PNP normally open

Output wiring - CN2

Safe area



Switch relay output

1 SPDT (single pole double throw) relay.

Switching capability 4A at 250 VAC, 1A at 30 Vdc for $\cos \varphi = 1$
contact resistance 100 mΩ max for 100 000 operations min
20 000 000 operations min

Power supply wiring - CN3/CN4

Only one model is suitable for a very large power supply continuous from 22 Vdc to 120 Vdc alternative 50 or 60 Hz : from 90 to 253 VAC

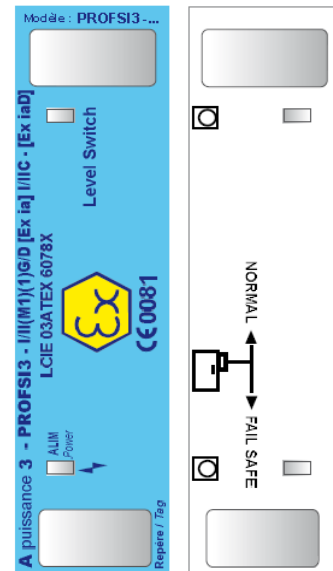
Consumption 3VA

Power distribution by mean of plug in jumpers from one unit to its neighbour (AC or DC). All connectors are removable.



Caution

All units are equipped with 2 terminal blocks to dispatch the auxiliary power supply. One block for input and one block to make a bridge to the next unit by mean of a flat cable supplied in standard. To avoid electrical chocks, all these connectors must always be filled. If only one of the 2 terminal blocks is used (without giving supply to the next unit), the second block must be filled by the 3 points empty cap delivered in standard. Cable-layer should connect power supply wires and jumpers on both ends of the line of interfaces.



Reference chart		ATEX electrical parameters						
		Uo	Io	Po	Co IIC	Lo IIC	Co IIB	Lo IIB
Model		V	mA	mW	nF	mH	nF	mH
PROFSI3-B25100-ALG-LS	1 input - 1 switch relay output	25.2	99	623	107	3	820	11

PROFSI3-B25100-ALG-LS is a specific model for the Level Switch LFFS or LBFS suitable both for its functional requirement and ATEX safety parameters.

ATEX implementation Level Switch BAUMER

To ensure both good working and safety ... the only solution : PROFSI3...LS interface



Ordering details

Barrier for LxFS-PNP output

APPROFSIS3-B25100

(SAP: 11049888)