

DRL 10 B 180 FSD (907 401)

- Lightning current arrester for use as plug-in SPD block with integrated LSA disconnection block function
- Visual fault indicator of the gas discharge tubes
- Can be combined to a combined lightning current and surge arrester by means of a DRL protective plug
- For installation in conformity with the lightning protection zone concept at the boundaries from $0_A -1$ and higher


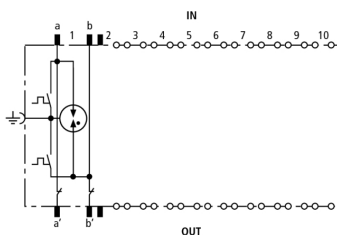
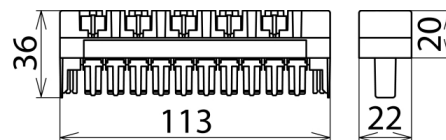


Figure without obligation



Basic circuit diagram DRL 10 B 180 FSD



Dimension drawing DRL 10 B 180 FSD

Lightning current carrying DRL plug-in SPD block (10 pairs) for almost all applications. Expandable to a combined lightning current and surge arrester by means of a DRL protective plug. The integrated disconnection block contacts allow testing, measuring and patching with plugged-in protection. The three-pole gas discharge tubes have a fail-safe function with visual fault indicator.

Type	DRL 10 B 180 FSD
Part No.	907 401
SPD class	TYPE C
Fault indication	visual, colour change
Nominal voltage (U_N)	180 V
Max. continuous operating d.c. voltage (U_C)	180 V
Max. continuous operating a.c. voltage (U_C)	127 V
Nominal current (I_L)	0.4 A
D1 Total lightning impulse current (10/350 μ s) (I_{imp})	5 kA
D1 Lightning impulse current (10/350 μ s) per line (I_{imp})	2.5 kA
C2 Total nominal discharge current (8/20 μ s) (I_n)	10 kA
C2 Nominal discharge current (8/20 μ s) per line (I_n)	5 kA
Voltage protection level line-line for I_{imp} D1 (U_p)	≤ 500 V
Voltage protection level line-PG for I_{imp} D1 (U_p)	≤ 500 V
Voltage protection level line-line at 1 kV/ μ s C3 (U_p)	≤ 500 V
Voltage protection level line-PG at 1 kV/ μ s C3 (U_p)	≤ 450 V
Series resistance per line	≤ 0.005 ohms
Capacitance line-line (C)	≤ 5 pF
Capacitance line-PG (C)	≤ 5 pF
Fail-safe function	gas discharge tube with spring contacts
Operating temperature range (T_U)	-40 °C ... +80 °C
Degree of protection	IP 10
Plugs into	LSA disconnection block 2/10
Earthing via	mounting frame
Enclosure material	polyamide PA 6.6
Colour	grey
Test standards	IEC 61643-21 / EN 61643-21
Approvals	VdS, GOST
Weight	74 g
Customs tariff number	85363010
GTIN	4013364107564
PU	10 pc(s)

We reserve the right to introduce changes in performance, configuration and technology, dimensions, weights and materials in the course of technical progress. The figures are shown without obligation.