

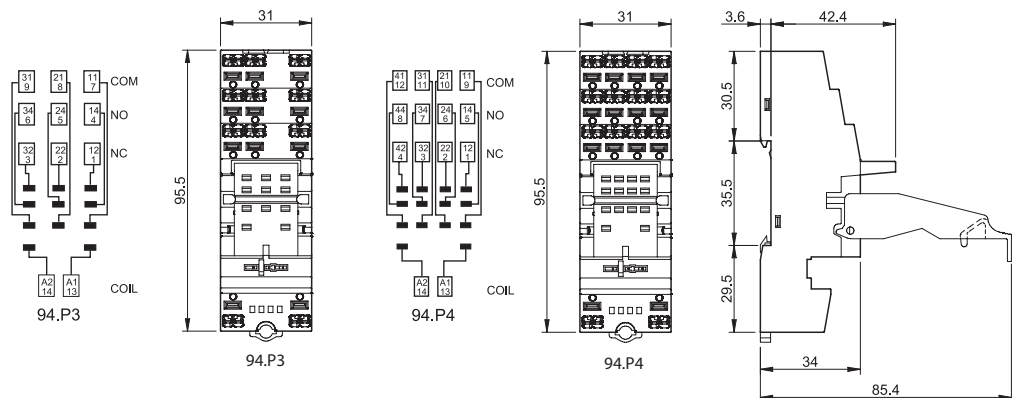


94.P4
Approvals
(according to type):
CE **SE** **EAC** **PG**
UL **US**
Certain relay/socket combinations



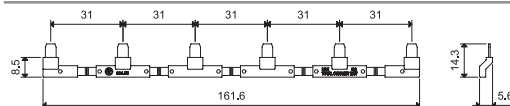
| Push-in terminal socket panel or 35 mm (EN 60715) rail mount | | 94.P3 Blue | 94.P4 Blue |
|---|--|-----------------------------------|-------------------|
| For relay type | | 55.33 | 55.32, 55.34 |
| Accessories | | | |
| Metal retaining clip | | | 094.71 |
| Plastic retaining and release clip (supplied with socket - packaging code SPA) | | | 094.91.3 |
| 6-way jumper link | | | 094.56 |
| Identification tag | | | 095.00.4 |
| 2-way jumper link | | | 094.52.1 |
| 2-way jumper link | | | 097.52 |
| Marker tag holder | | | 097.00 |
| Modules (see table below) | | | 99.02 |
| Timer modules (see table below) | | | 86.30 |
| Sheet of marker tags for plastic retaining and release clip 094.91.3 and for marker tag holder 097.00 , 48 tags, 6 x 12 mm for CEMBRE thermal transfer printers | | | 060.48 |
| Technical data | | | |
| Rated values | | 10 A - 250 V | |
| Dielectric strength | | 2 kV AC | |
| Protection category | | IP 20 | |
| Ambient temperature | | °C -40...+70 | |
| Wire strip length | | mm 8 | |
| Min. wire size for 94.P3 and 94.P4 sockets | | solid wire | stranded wire |
| | | mm ² 0.5 | 0.5 |
| Max. wire size for 94.P3 and 94.P4 sockets | | AWG 21 | 21 |
| | | solid wire | stranded wire |
| | | mm ² 2 x 1.5 / 1 x 2.5 | 2 x 1.5 / 1 x 2.5 |
| | | AWG 2 x 16 / 1 x 14 | 2 x 16 / 1 x 14 |

060.48



094.56

| 6-way jumper link for 94.P3 and 94.P4 sockets | 094.56 (blue) |
|---|---------------|
| Rated values | 10 A - 250 V |



094.52.1

| 2-way jumper link for 94.P3 and 94.P4 sockets | 094.52.1 |
|---|--------------|
| Rated values | 10 A - 250 V |

