





Push-in technology

The push-in terminals permit the quick connection of solid wires or ferrules by their simple insertion into the terminal. It is possible to open the terminal to extract the wire by first pushing down on the push-button using a screwdriver or fingers. For stranded cable it is necessary to first open the terminal using the push button, both for the extraction and insertion. The terminals are equipped with a test hole to take a test probe.




Type 95.P3 and 95.P5

- For relay Types 40.31/51/52/61 and 44.52/62
- Metal retaining clip Type 095.71 (packaging code SMA)
- Plastic retaining and release clip Type 095.91.3 (packaging code SPA)
- Types 097.42 and 097.52 2-way jumper links
- Type 097.58 8-way jumper link
- Type 99.02 coil indication and EMC suppression modules
- Type 86.30 timer module
- Type 060.48 marker tags
- Type 097.00 marker tag holder



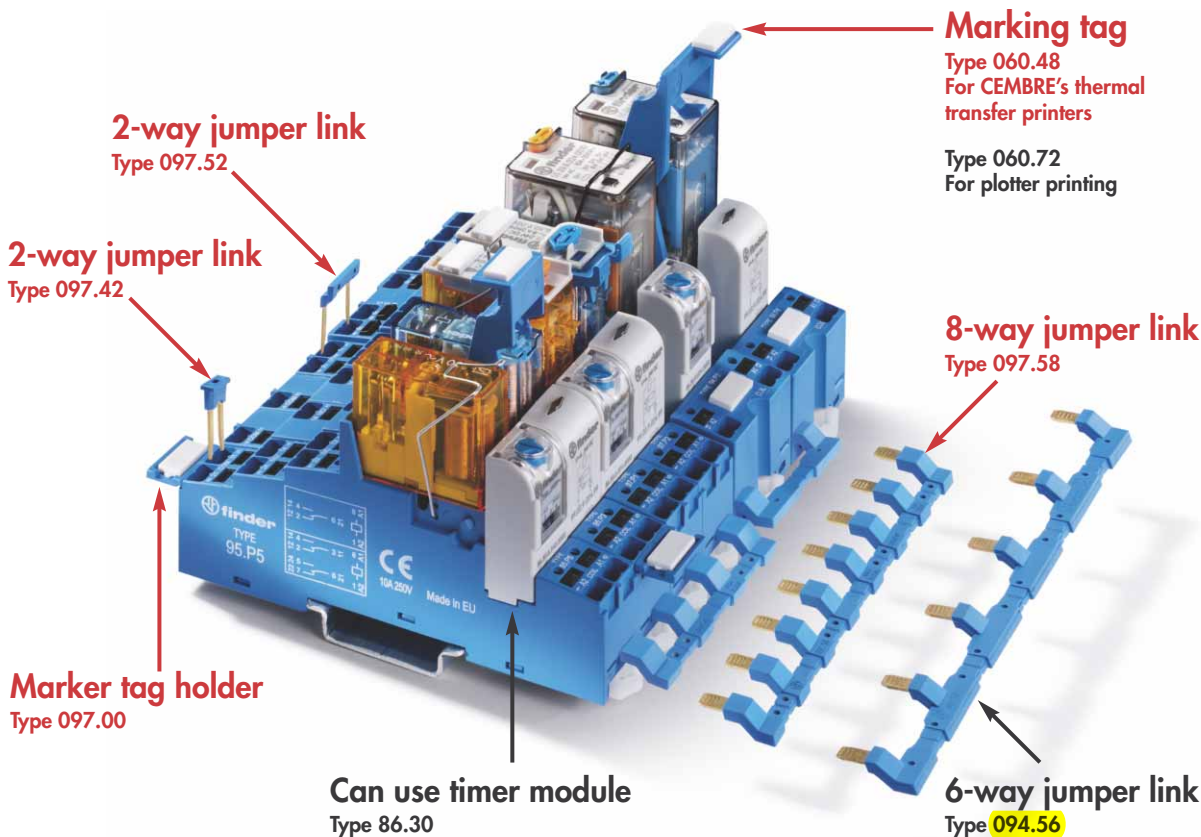
Type 97.P1 and 97.P2

- For relay Types 46.61/52
- Metal retaining clip Type 097.71 (packaging code SMA)
- Plastic retaining and release clip Type 097.01 (packaging code SPA)
- Types 097.42 and 097.52 2-way jumper links
- Type 097.58 8-way jumper link
- Type 99.02 coil indication and EMC suppression modules
- Type 86.30 timer module
- Type 060.48 marker tags
- Type 097.00 marker tag holder



Type 94.P3 and 94.P4

- For relay Types 55.32/33/34
- Metal retaining clip Type 094.71 (packaging code SMA)
- Plastic retaining and release clip Type 094.91.3 (packaging code SPA)
- Types 097.42 and 097.52 2-way jumper links
- Type 094.56 6-way jumper link
- Type 99.02 coil indication and EMC suppression modules
- Type 86.30 timer module
- Type 060.48 marker tags
- Type 097.00 marker tag holder



FINDER reserves the right to alter characteristics at any time without notice. FINDER assumes no liability for damage to persons or property, caused as a result of the incorrect use or application of its products.