



Single-Phase Control Transformer



www.frei.de

SERIES U 200 to U 1450 (SETB)

According to VDE 0570 / EN 61558 part 2 – 2/4  

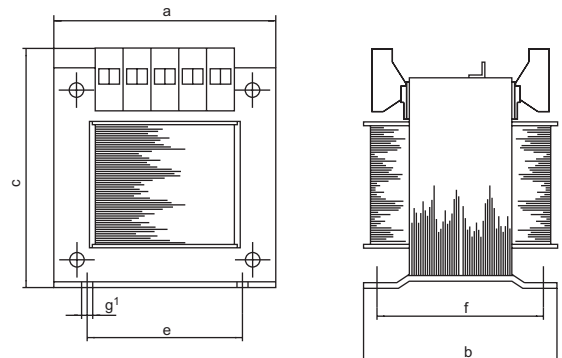
- Shell-type transformer / EI configuration
- Performance range 320 – 2500 VA
- Frequency 50/60 Hz
- Insulation class T 40/B
- Protective system IP 00, mounting suitability to IP 20, Class I construction
- Separate windings, primary 2 tapping $\pm 5\%$
- Vacuum-impregnated
- Transformer terminals
- Footplate for mounting
- Contact protection to VBG 4
- Standard bolt-on dimensions to DIN 41308



Technical Data						
Nominal power [VA]	Series U	Short surge power DKB $\cos \varphi 0,5$ [kVA]	No-load loss approx. [W]	Voltage drop approx. [%]	Efficiency approx. [%]	Weight approx. [kg]
320	200	0,76	14	7,0	89	4,2
400	250	1,1	19	7,0	90	5,2
500	280	1,35	22	5,5	91	6,9
630	450	1,5	21	5,5	91	7,8
800	550	2,0	35	5,0	92	10,1
1000	650	2,6	45	4,3	93	13,6
1600	1050	4,1	80	3,3	95	16,7
2500	1450	6,2	100	2,7	95	24,0

Dimensions [mm]					
a	b	c	e	f	g ¹
120	93	120	90	73	5,8
120	104	120	90	85	5,8
120	124	120	90	106	5,8
150	122	155	122	90	7,0
150	140	155	122	106	7,0
150	165	155	122	134	7,0
174	160	170	135	121	7,0
192	185	190	170	140	8,5

Ordering Data						
Nominal power [VA]	Part No. U	230 V $\pm 5\%$ 230 V	400 V $\pm 5\%$ 230 V	420 / 440 / 500 V $\pm 5\%$ 230 V	230 V $\pm 5\%$ 24 V	400 V $\pm 5\%$ 24 V
320	U 200-	75.00	76.00	77.00	78.00	79.00
400	U 250-	75.00	76.00	77.00	78.00	79.00
500	U 280-	75.00	76.00	77.00	78.00	79.00
630	U 450-	75.00	76.00	77.00	78.00	79.00
800	U 550-	75.00	76.00	77.00	78.00	79.00
1000	U 650-	75.00	76.00	77.00	78.00	79.00
1600	U 1050-	75.20	76.20	77.20	78.20	79.20
2500	U 1450-	75.20	76.20	77.20	78.20	79.20



Special feature

- Up to 850/750 VA total power with UL/CSA approval available