



BW 40.18
Front panel 48 x 48 mm



BG 40.27
Front panel with trim 55 x 55 mm

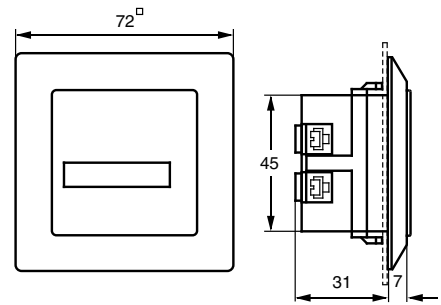
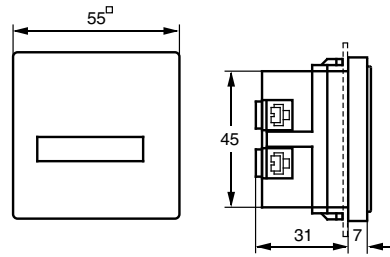
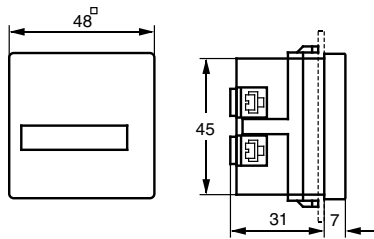


BG 40.37
Front panel with trim 72 x 72 mm

BW 40.18
BG 40.17

BW 40.28
BG 40.27

BW 40.38
BG 40.37



Type/Order No.	Version
BW 40.18	Alternating current
BG 40.17	Direct current

Type/Order No.	Version
BW 40.28	Alternating current
BG 40.27	Direct current

Type/Order No.	Version
BW 40.38	Alternating current
BG 40.37	Direct current

Highlights

- With retaining clip
- With universal connections
- Touch proof connections to VBG4
- Low-noise
- BW: Alternating current
BG: Direct current quartz crystal

Elapsed time counters BW/BG 40
for panel mounting, Alternating/Direct Current

Special features

- Large format numerals 4.4 mm in height
- Quick-fix retaining clip
- Easy to connect – screw terminals accessible from rear
- Attachments for other cutouts
- Ring seal for IP 54 – also seals front panel cutout
- BG: quartz stabilized
- BG: large voltage ranges

Technical data

Supply voltages (please state when ordering)	BW: 230 V, 50 Hz (standard) 115 V, 50 Hz 24 V, 50 Hz BG: 12– 48 VDC (standard) 5– 24 VDC 36–110 VDC
Other voltages	on request
Optional frequency	BW: 60 Hz
Voltage tolerance	BW: ±15% · BG: ±10%
Power consumption	BW: approx. 1 VA · BG: approx. 20 mW at 12 V
Counter capacity	BW: 99999 h · BG: 999999 h
Accuracy of reading	BW: 0,01 h · BG: 0,1 h
Numeral height	4,4 mm
Numeral colour	white, decimal figures red
Operation indicator	fast-running wheel
Permitted ambient temperature	BW: –15° ... +55°C · BG: –10° ... +50°C
Enclosure	self-extinguishing thermoplastic
Switchboard flush mounting	housing to DIN EN 43700
Type of connection	Universal: Screw, soldered and 6.3 x 0.8 mm AMP plug-type connections
Type of protection	Front IP 50 to DIN EN 60529 (with ring seal 101.003.004: IP 54)
Class of protection	BW: II · BG: III (up to 48 VDC) when fitted in accordance with regulations

Rights to technical amendments reserved.

Accessories

Retaining bracket for fixing to wall or distribution board	692.006.014
Terminal cover for retaining bracket	003.007.003
Trim 55 x 55 mm	190.003.004
Mask 72 x 72 mm	190.004.004
Mask Ø 72 (for flush mounting-Ø 60)	190.008.004
Mask Ø 72 (for flush mounting-Ø 50,5)	190.009.004
Ring seal for IP 54	101.003.004
Ratchet clamp for BW 40.28	101.001.004