


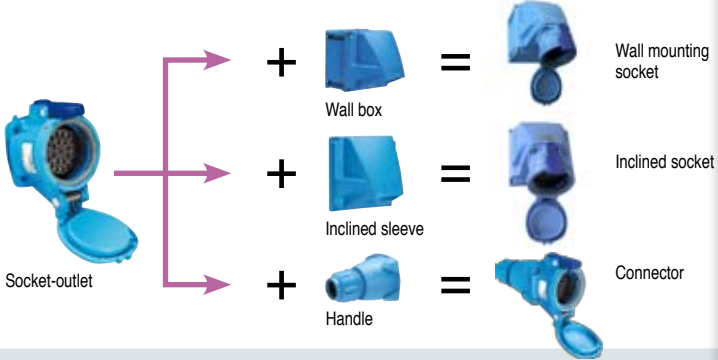






- Up to 37 contacts
- For signal and control purposes
- PLC signal transmittable
- Poly or metal casings
- Interior keying system with up to 6 non-interchangeable positions
- Silver-nickel butt contacts – not affected by oxidation
- Protection degree IP66/IP67 for PN and DSN
- Protection degree IP54 for DN (IP66/IP67 as an option)
- EMC versions on request






Multicontact plugs & socket-outlets

mA – 25 A
Up to 500 V AC and 130 V DC
IP54 – IP67

Basic components

Socket-outlet	Range	A / V	Contacts	Part N°	
	Poly				
	PN12C	10 A / 500 V	11P + E	01 M4111	
	Σ of currents (contacts) ≤ 100 A				
	DSN24C	5 A / 415 V	23P + E	61 04231	
	Σ of currents (contacts) ≤ 120 A				
	DSN37C	5 A / 415 V	36P + E	61 04361	
Σ of currents (contacts) ≤ 185 A					
	Metal				
	PN12C	10 A / 415 V	11P + E	09 M4111	
	Σ of currents (contacts) ≤ 100 A				
	DN20C	25 A / 415 V	19P + E	19 64191	
	Σ of currents (contacts) ≤ 350 A				
	For other contact configurations please consult us.				
	Poly				
	PN12C	10 A / 500 V	11P + E	01 M8111	
	Σ of currents (contacts) ≤ 100 A				
	DSN24C	5 A / 415 V	23P + E	61 08231	
	Σ of currents (contacts) ≤ 120 A				
	DSN37C	5 A / 415 V	36P + E	61 08361	
Σ of currents (contacts) ≤ 185 A					
	Metal				
	PN12C	10 A / 415 V	11P + E	09 M8111	
	Σ of currents (contacts) ≤ 100 A				
	DN20C	25 A / 415 V	19P + E	19 68191	
	Σ of currents (contacts) ≤ 350 A				
	For other contact configurations please consult us.				

Installation accessories

Wall box	Range	/ Type	/ ∠	/ Entry	Part N°
	PN12C	/ Poly	/ 30°	/ M20	01 NA053
	PN12C	/ Poly	/ 30°	/ M25	01 NA053 418
	DN20C	/ Metal	/ 70°	/ M40	87 9A053 420
	DSN24C	/ Poly	/ 30°	/ M25	61 3A083
	DSN24C	/ Poly	/ 70°		51 BA058
	DSN37C	/ Poly	/ 30°	/ M25	61 6A053
	DSN37C	/ Poly	/ 70°		51 CA058
	Other accessories and cable entries on request.				
Inclined sleeve	Range	/ Type	/ ∠		Part N°
	PN12C	/ Poly	/ 30°		01 NA027
	PN12C	/ Metal	/ 30°		09 NA027
	DN20C	/ Metal	/ 70°		87 9A087
	DSN24C	/ Poly	/ 70°		51 BA757
	DSN37C	/ Poly	/ 70°		51 CA757
Handle	Range	/ Type	/ ∠	/ Entry	Part N°
	PN12C	/ Poly	/ straight	/ 9–18 mm	01 NA013
	DN20C	/ Poly	/ straight	/ 25–35 mm	65 9A013 D35
	DSN24C	/ Poly	/ straight	/ 5–21 mm	61 3A013
	DSN37C	/ Poly	/ straight	/ 10–30 mm	61 6A473



PN12C



DSN24C/37C



DN20C