

DSN

COMPACT AND WATERTIGHT DECONTACTOR™ 20 A / 32 A / 63 A

- ▶ AUTOMATIC IP66/IP67 WATER- AND DUST-TIGHT SEALING
- ▶ AC-22 AND AC-23 BREAKING CAPACITY
- ▶ IMPACT-RESISTANT GRP CASING

With sizes from 20 to 63 A, DSN decontactors are highly compact: a 63 A plug is only 83 mm in diameter. Once connected, the plug and socket is automatically IP66/IP67, the socket-outlet is also IP66/IP67 when the lid is closed.

■ IP66/IP67 WATER- AND DUST-TIGHT

The sealing IP66/IP67 (water jet and temporary immersion) is provided automatically without additional operation. The DSN is the ideal product for the food industry.



■ MOUNTING: SWITCH SHOULD BE ON THE UPPER SIDE!

The decontactor is a socket-outlet with integral switching. It does not need to be interlocked with a switch. The switch button is highlit for easier identification. When installing the socket-outlet, ensure the switch button is positioned upwards.





SPECIFICATION

Plug and socket-outlet with incorporated breaking capacity AC-22 / AC-23, IP66/IP67 without additional operation, safety shutter (socket IP4X/IPXXD) silver-nickel butt contacts and metallic braid, comply with BECMA international standard.

TECHNICAL FEATURES

Plugs and sockets with integral load-break switching capability complying with IEC EN 60309-1 and IEC EN 60309-4 standards

	DSN1	DSN3	DSN6
Rated current (In)	20 A	32 A	63 A
Umax	500 V	690 V	1 000 V
AC-22 switching capability	20 A / 500 V	32 A / 690 V	50 A / 690 V
AC-23 switching capability	20 A / 400 V	32 A / 400 V	63 A / 400 V
Auxiliary contacts (optional)	-	2	4
Keying positions ⁽¹⁾	24 for all DSN		
Ambient temperature	-40 °C to +60 °C for all DSN		
Short-circuit current Icc	10 kA for all DSN		

⁽¹⁾ To distinguish between different power supplies and applications

STANDARDS ASPECTS

DSN decontactors comply with:


- IEC EN 60309-1 & IEC EN 60309-4 European and International standards (plugs and socket-outlets for industrial purposes),
- The European Low Voltage Directive 2006/95/CE,
- The European 'Machine Directive' 2006/42/CE regarding equipment isolation,
- The French NF C 15-100 standard,
- The French decree dated 20 December 2011 pertaining to the wiring and operating conditions of movable electrical apparatuses,
- The decrees relating to workers' protection in Belgium, Spain and Italy,
- The switch utilization categories AC-22A and AC-23A described in IEC EN 60947-3.
- The UL 1682 (USA) and CSA C22.2 N° 182.1-07 (Canada) standards for plugs and socket-outlets

Also certified by VERITAS LCIE, UL, AS, VDE, GOST and cCSAus (French, American, Australian, German, Russian and Canadian inspection laboratories), and by BUREAU VERITAS MARINE.





TYPICAL CONFIGURATION

WALL MOUNTING SOCKET DSN1




PLUG DSN1







Wall box poly 30°
611A053



Socket-outlet
6114017



Straight handle poly
611A013



Inlet
6118017

MAIN FEATURES


Rated current (with wiring according to standard)	20 A	Ambient temperature	-40 °C to +60 °C
Maximum voltage	500 V	Flexible wiring (min-max)	1 - 2,5 mm ²
IP protection lid closed	IP66/IP67	Stranded wiring (min-max)	1,5 - 4 mm ²
IP protection connected plug	IP66/IP67	Other wiring	on request
Shock resistance	IK08	Keying positions	24

LOAD-BREAK CAPABILITY OF THE DECONTACTOR™


Comply with IEC EN 60309-1 and IEC EN 60309-4 standards	20 A / 500 V
Load-break capability according to IEC EN 60947-3 / AC-22A	20 A / 500 V
Load-break capability according to IEC EN 60947-3 / AC-23A	20 A / 400 V
Short-circuit current I _{cc}	10 kA

DUAL VOLTAGE SOCKET-OUTLET (SEE P.6)

SOCKET-OUTLET female DSN1 (20 A)

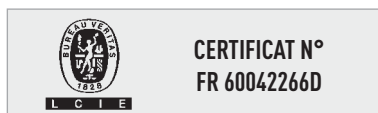


INLET male DSN1 (20 A)



Voltage 50 Hz	Polarity	Part no.	Part no.
20 - 24 V	2P	611408A	611808A
190 - 230 V	3P+E	6114033	6118033
220 - 250 V	1P+N+E	6114015	6118015
380 - 440 V	3P+E	6114013	6118013
220 - 250 V 380 - 440 V	3P+N+E	6114017	6118017
480 - 500 V	3P+E	6114093	6118093
480 - 500 V	3P+N+E	6114097	6118097

Other voltages, frequencies and polarities are available on request (see page 8)



BOXES

Cable gland not included



Wall box poly 30°

Wall box poly + Inclined poly 70°

Entry		
M20	611A053	Not drilled and without cable gland Part no. 51AA058

SLEEVES



Inclined poly 30°

Inclined poly 70°

	611A027	51AA757
--	---------	---------

HANDLES



Straight poly

Straight poly

Angled poly

Straight poly with poly cable gland

Straight poly without cable gland with metric threaded entry

9-18 mm	611A013		01NA313	5-12 mm	611A753	M20	611A253417
5-21 mm		611A413		9-18 mm	611A25325P	M25	611A253418
				14-25 mm	611A25332P	M32	611A253419

INDUSTRIAL-DOMESTIC ADAPTERS



Industrial inlet MARECHAL® 1P+N+E + domestic socket-outlet 10/16 A 230V.

Type	Material	Part no.
France	Poly	6118015D11
UK	Poly	6118015D40
Germany	Poly	6118015D30
Italy	Poly	6118015D06

ACCESSORIES & OPTIONS

Locking with shaft for 3 padlocks
ø 4 mm (padlocks not supplied)

Socket no. + 844

Lockable plug: contact us



E-Stop button

Socket no. + 453



Inlet cap

611A426



Closing mechanism (in-line connections)
(a pair of finger draw plates)

611A346



180° opening lid

Socket no. + 10

Self-returning lid


Socket no. + R

180° opening and self-returning lid

Socket no. + 18

INFO +

TPM: Electrical inlet with flap/DSN1



Electrical inlet with direct introduction.

See page 116



MAIN FEATURES

Rated current (with wiring according to standard)	32 A	Ambient temperature	-40 °C to +60 °C
Maximum voltage	690 V	Flexible wiring (min-max)	2,5 - 6 mm ²
IP protection lid closed	IP66/IP67	Stranded wiring (min-max)	2,5 - 10 mm ²
IP protection connected plug	IP66/IP67	Other wiring	on request
Shock resistance	IK08	Keying positions	24

LOAD-BREAK CAPABILITY OF THE DECONTACTOR™

Comply with IEC EN 60309-1 and IEC EN 60309-4 standards	32 A / 690 V
Load-break capability according to IEC EN 60947-3 / AC-22A	32 A / 690 V
Load-break capability according to IEC EN 60947-3 / AC-23A	32 A / 400 V
Short-circuit current I _{cc}	10 kA

DUAL VOLTAGE SOCKET-OUTLET (SEE P.6)

Voltage 50 Hz	Polarity	Part no.	Part no.
20 - 24 V	2P	613408A	613808A
190 - 230 V	3P+E	6134033	6138033
220 - 250 V	1P+N+E	6134015	6138015
380 - 440 V	3P+E	6134013	6138013
220 - 250 V 380 - 440 V	3P+N+E	6134017	6138017
660 - 690 V	3P+E	6134193	6138193
380 - 440 V 660 - 690 V	3P+N+E	6134197	6138197

Other voltages, frequencies and polarities are available on request (see page 8)

AUXILIARY CONTACTS


Socket-outlet with 2 auxiliary contacts (30 A / 500 V)	Socket no. + 972
Inlet with 2 auxiliary contacts (30 A / 500 V)	Inlet no. + 972



CERTIFICAT N°
FR 60042266E

BOXES

Cable gland not included



Wall box poly 30°

Wall box metal + Inclined poly 30°

Wall box metal + straight metal sleeve

Wall box poly + Inclined poly 70°

Entry				
M20	613A053	613A653	693A095	Not drilled and without cable gland Part no. 51BA058
M25	613A083	613A653418	693A095418	
M32		613A653419	693A095419	
M40		613A653420	693A095420	

SLEEVES



Inclined poly 30°

Inclined poly 70°

Straight metal

613A027	51BA757	693A127
---------	---------	---------

HANDLES



Straight poly

Straight poly with poly cable gland

Straight metal with metal cable gland

Straight poly without cable gland with metric threaded entry

5-21 mm	613A013	5-12 mm	613A753	7-13 mm	613A963	M20	613A253417
		9-18 mm	613A25325P	8-16 mm	613A95325M	M25	613A253418
		14-25 mm	613A25332P			M32	613A253419
		22-32 mm	613A25340P			M40	613A253420

INDUSTRIAL-DOMESTIC ADAPTERS



Industrial inlet MARECHAL® 1P+N+E domestic socket-outlet 10/16 A 230V fuse protection 10 A and 16 A.

Type	Material	Part no.
France	Poly	6138015D11*
UK	Poly	6138015D40
Germany	Poly	6138015D30
Italy	Poly	6138015D06

ACCESSORIES & OPTIONS

Locking with shaft for 3 padlocks ø 4 mm (padlocks not supplied)

Socket no. + 844

Lockable plug: contact us



E-Stop button

Socket no. + 453



Self-closing lid for inlet

613A226



Inlet cap

613A126



Closing mechanism (in-line connections) (a pair of finger draw plates)

613A346



180° opening lid

Self-returning lid

180° opening and self-returning lid

Socket no. + 10

Socket no. + R

Socket no. + 18

INFO +

Phase tester

This accessory checks the correct wiring of phases from 250 to 690 V, and tests the phase orientation of three phase sources.

Please consult us.

TYPICAL CONFIGURATION

WALL MOUNTING SOCKET DSN6

Wall box poly 70° 51CA058 + Socket-outlet 6164017

PLUG DSN6

Straight handle poly 616A013 + Inlet 6168017

MAIN FEATURES

Rated current (with wiring according to standard)	63 A	Ambient temperature	-40 °C to +60 °C
Maximum voltage	1000 V	Flexible wiring (min-max)	6 - 16 mm ²
IP protection lid closed	IP66/IP67	Stranded wiring (min-max)	10 - 25 mm ²
IP protection connected plug	IP66/IP67	Other wiring	on request
Shock resistance	IK08	Keying positions	24

LOAD-BREAK CAPABILITY OF THE DECONTACTOR™

Comply with IEC EN 60309-1 and IEC EN 60309-4 standards	(63 A / 690 V) or (45 A / 1 000 V)
Load-break capability according to IEC EN 60947-3 / AC-22A	50 A / 690 V
Load-break capability according to IEC EN 60947-3 / AC-23A	63 A / 400 V
Short-circuit current I _{cc}	10 kA

DUAL VOLTAGE SOCKET-OUTLET (SEE P.6)

Voltage 50 Hz	Polarity	Part no.	Part no.
20 - 24 V	2P	616408A	616808A
190 - 230 V	3P+E	6164033	6168033
220 - 250 V	1P+N+E	6164015	6168015
380 - 440 V	3P+E	6164013	6168013
220 - 250 V 380 - 440 V	3P+N+E	6164017	6168017
660 - 690 V	3P+E	6164193	6168193
380 - 440 V 660 - 690 V	3P+N+E	6164197	6168197

SOCKET-OUTLET female DSN6 (63 A) INLET male DSN6 (63 A)

Other voltages, frequencies and polarities are available on request (see page 8)

AUXILIARY CONTACTS

Socket-outlet with 2 auxiliary contacts (16 A / 400 V)	Socket no. + 972
Inlet with 2 auxiliary contacts (16 A / 400 V)	Inlet no. + 972
Socket-outlet with 4 auxiliary contacts (16 A / 400 V)	Socket no. + 264
Inlet with 4 auxiliary contacts (16 A / 400 V)	Inlet no. + 264



CERTIFICAT N°
FR 60037180-537184N

BOXES

Cable gland not included



Wall box poly 30°




Wall box metal + Inclined poly 30°



Wall box metal + straight metal sleeve



Wall box metal + Inclined metal 70°



Wall box poly + Inclined poly 70°

Entry					
M25	616A053	616A653	696A095	873A053	Not drilled and without cable gland Part no. 51CA058
M32		616A653419	696A095419	873A053419	
M40		616A653420	696A095420	873A053420	

SLEEVES



Inclined poly 30°

616A027



Inclined poly 70°

51CA757



Straight metal

696A127



Inclined metal 70°

873A087

HANDLES



Straight poly



Straight poly with poly cable gland



Straight metal with metal cable gland



Straight poly without cable gland with metric threaded entry

10-30 mm	616A013	5-12 mm	616A25320P	7-13 mm	616A95320M	M20	616A253417
10-30 mm	616A473*	9-18 mm	616A753	8-16 mm	616A963	M25	616A253418
		14-25 mm	616A25332P	16-24 mm	616A95332M	M32	616A253419
		18-32 mm	616A25340P	22-32 mm	616A95340M	M40	616A253420

*With built-in finger draw plate (recommended for inline connections)

ACCESSORIES & OPTIONS

Locking with shaft for 3 padlocks
ø 4 mm (padlocks not supplied)

Socket no. + 844

Lockable plug; contact us



E-Stop button

Socket no. + 453



Self-closing lid for inlet

616A226



Inlet cap

616A126



Closing mechanism (in-line connections)
(a pair of finger draw plates)

616A346



180° opening lid

Self-returning lid

180° opening and self-returning lid

Socket no. + 10

Socket no. + R

Socket no. + 18