


DIN rail current transformer with voltage tap and fuse

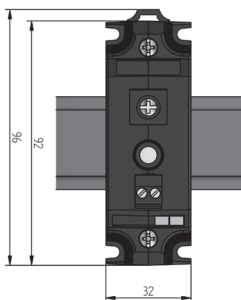
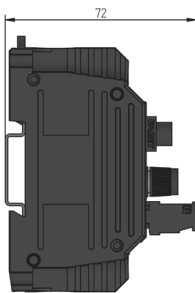
Save time and space

- For precise current and voltage measurement
- Integrated current transformer and fuse protected voltage tap
- Prevention of connection errors
- Specially developed for energy measurement up to 64 A
- Transformation ratios 35/1 and 64/1 A
- With test mark from KEMA-KEUR



Dimension diagrams

All dimensions in mm



Technical data

Technical data	
General	
Maximum voltage	690 V, U _{imp} 6 kV
Insulation voltage	1890 V / 50 Hz 1 min
Rated current	35 / 64 A
Max. current (16 mm ²)	42 / 76 A
Protection class	E (max. 120 °)
Protection class	IP20
Ambient temperature	-5 ... +40 °C
Housing	PA, 30 % glass proportion
Screw connection	cross head DIN 7962-H2
Terminal	
Standard	IEC 60947-7-1
Connection cross-section	1.5 mm ² – 16 mm ²
Voltage tap-off	
Short-circuit withstand capability	70 kA to 400 V / 50 Hz
Connection cross-section max.	4 mm ²
Fuse type	5 x 25 mm (with notification) Max. 2 A SIBA DIN 41576-2
Current transformers	
Standard	IEC 61869-2
Maximum short term current	60 x I _n
Insulation voltage	3 kV / 50 Hz 1 min

DIN rail current transformer overview

Type	Transformation ratio	Power in VA	Class	Dimensions in mm (H x W x D)	Weight (kg)	Item no.
CT 35/1A	35/1 A	0.2	1	72 x 32 x 96	0.2	15.03.002
CT 64/1A	64/1 A	0.2	0.5	72 x 32 x 96	0.2	15.03.003

Basic Information for the use of current transformer can be found in chapter 10.