
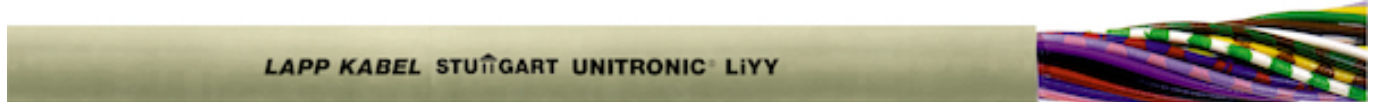


U.I. Lapp GmbH	PRODUCT INFORMATION	
	UNITRONIC® LiYY	12.09.2012

Data transmission cable with colour code acc. to DIN 47100
Space-saving installation due to small cable diameters
Multifunctional application possibilities
Depending on the quantity, the outer sheath can also be produced in other colours to match your application needs



Info

The classic for multi-functional use

Application range

UNITRONIC® LiYY is also used as a control and signal cable in electronics of computer systems, electronic control equipment, office machines, balances, etc.

Dry or damp rooms
Occasional flexing

Design

Fine-wire/multi-wire (0.34 mm²) strand made of bare copper wires
Core insulation made of PVC
Outer sheath made of PVC Outer sheath colour: pebble grey (RAL 7032)

Product features

Despite the large number of cores, LiYY data cables have small outer diameters
Core colour code in accordance with DIN 47100 but no colour repetition
Flame-retardant according to IEC 60332-1-2

Remark

Unless specified otherwise, the shown product values are nominal values. Detailed values (e.g. tolerances) are available upon request.

Copper price basis: EUR 150/100kg. Refer to Appendix T17 for the definition and calculation of copper-related surcharges.


Please find our standard lengths at: www.lappkabel.de/en/cable-standardlengths

Packaging size: coil ≤ 30 kg or ≤ 250 m, otherwise drum

Please specify the preferred type of packaging (e.g. 1 x 500 m drum or 5 x 100 m coils).

Photographs are not to scale and do not represent detailed images of the respective products.

Product Management	Document: LAPP_PRO216EN.pdf	1 / 5
--------------------	-----------------------------	-------

U.I. Lapp GmbH	PRODUCT INFORMATION	
	UNITRONIC® LiYY	12.09.2012

Technical Data

Core identification code:	DIN 47100 without colour repetition, refer to Appendix T9
Mutual capacitance:	Approx. 120 nF/km
Peak operating voltage:	(not for power applications) at 0.14 mm ² : 350 V at ≥ 0.25 mm ² : 500 V
Inductivity:	approx. 0.65 mH/km
Based on:	VDE 0812
Specific insulation resistance:	> 20 GOhm x cm
Conductor stranding:	Stranded, fine-wire 0.34 mm ² , 7-wire
Minimum bending radius:	For flexible use: 10 x outer diameter
Test voltage:	At 0.14 mm ² : 1200 V > 0.14 mm ² : 1500 V
Temperature range:	Fixed installation: -40 °C to +80 °C Occasional flexing: -5 °C to +70 °C

Product Management	Document: LAPP_PRO216EN.pdf	2 / 5
--------------------	-----------------------------	-------

UNITRONIC® LiYY

12.09.2012

Part number	Number of cores and mm ² per conductor	Outer diameter (mm)	Copper index (kg/km)	Weight (kg/km)
UNITRONIC® LiYY				
0028202	2 x 0,14	3.2	2.7	13.2
0028203	3 x 0,14	3.4	4.05	16
0028204	4 x 0,14	3.6	5.4	18.9
0028205	5 x 0,14	3.9	6.75	22.2
0028207	7 x 0,14	4.2	9.45	28.4
0028208	8 x 0,14	4.9	10.2	35.2
0028210	10 x 0,14	5.2	13.5	41.2
0028212	12 x 0,14	5.6	16.2	48.4
0028214	14 x 0,14	5.8	18.9	52.9
0028216	16 x 0,14	6.1	21.6	59.1
0028220	20 x 0,14	7.0	27.0	70.8
0028225	25 x 0,14	7.8	33.6	87.2
0028236	36 x 0,14	8.6	48.6	126.8
0028237	37 x 0,14	8.9	49.7	118
0028240	40 x 0,14	9.3	54.0	139.1
0028250	50 x 0,14	10.4	67.5	170.9
0028256	56 x 0,14	10.7	78.4	187
0028302	2 x 0,25	3.8	4.8	18
0028303	3 x 0,25	4.0	7.2	22
0028304	4 x 0,25	4.3	9.6	26.2
0028305	5 x 0,25	4.7	12.0	31
0028307	7 x 0,25	5.1	16.8	42
0028308	8 x 0,25	6.2	19.2	49.2
0028310	10 x 0,25	6.8	24.0	58
0028312	12 x 0,25	7.0	28.8	67
0028314	14 x 0,25	7.3	33.6	75.3
0028316	16 x 0,25	7.7	38.4	84.3
0028318	18 x 0,25	8.1	43.2	93
0028320	20 x 0,25	8.6	48.0	102
0028325	25 x 0,25	9.6	60.0	134
0028330	30 x 0,25	10.3	72.0	155

Part number	Number of cores and mm ² per conductor	Outer diameter (mm)	Copper index (kg/km)	Weight (kg/km)
0028332	32 x 0,25	10.7	76.8	164
0028336	36 x 0,25	11.1	86.4	182.2
0028337	37 x 0,25	11.4	88.8	185
0028340	40 x 0,25	12.0	96.1	200
0028350	50 x 0,25	12.9	120.0	257.1
0028402	2 x 0,34	4.2	6.6	25
0028403	3 x 0,34	4.4	9.9	31
0028404	4 x 0,34	4.8	13.1	43.2
0028405	5 x 0,34	5.5	16.5	53.8
0028407	7 x 0,34	5.9	22.8	62
0028408	8 x 0,34	7.1	26.1	73.1
0028410	10 x 0,34	7.6	32.6	82
0028412	12 x 0,34	7.8	39.1	102
0028414	14 x 0,34	8.2	45.7	109
0028416	16 x 0,34	8.7	52.0	127
0028420	20 x 0,34	9.6	65.2	159.3
0028421	21 x 0,34	10.4	68.6	167
0028425	25 x 0,34	11.2	81.6	190
0028430	30 x 0,34	11.6	98.0	226
0028436	36 x 0,34	12.5	118.0	284
0028440	40 x 0,34	13.5	131.0	317
0028450	50 x 0,34	15.0	163.0	407
0028502	2 x 0,5	4.7	9.6	40
0028503	3 x 0,5	5.0	14.4	47
0028504	4 x 0,5	5.6	19.2	56
0028505	5 x 0,5	6.1	24.0	65
0028507	7 x 0,5	6.9	33.6	82
0028508	8 x 0,5	8.0	38.4	90
0028510	10 x 0,5	8.6	48.0	117
0028512	12 x 0,5	8.9	58.0	133
0028516	16 x 0,5	10.2	77.0	170
0028520	20 x 0,5	11.4	96.0	214

Part number	Number of cores and mm ² per conductor	Outer diameter (mm)	Copper index (kg/km)	Weight (kg/km)
0028525	25 x 0,5	12.3	120.0	265
0028530	30 x 0,5	13.2	144.0	304
0028540	40 x 0,5	15.8	192.0	392
0028602	2 x 0,75	5.1	14.4	48
0028603	3 x 0,75	5.6	21.6	57
0028604	4 x 0,75	6.1	28.8	69
0028605	5 x 0,75	6.9	36.0	78
0028607	7 x 0,75	7.5	50.0	112
0028608	8 x 0,75	8.7	58.0	126
0028610	10 x 0,75	9.4	72.0	149
0028612	12 x 0,75	10.1	86.0	176
0028616	16 x 0,75	11.2	115.0	218
0028620	20 x 0,75	12.4	144.0	274
0028625	25 x 0,75	14.0	180.0	285
0028702	2 x 1	5.6	19.2	55
0028703	3 x 1	5.9	29.0	70
0028705	5 x 1	7.3	48.0	98
0028802	2 x 1,5	6.8	29.0	74
0028803	3 x 1,5	7.2	43.0	89
0028804	4 x 1,5	7.8	58.0	105