



<b>Identification</b>	Type	WAA 7-0927	
	Part-No.	750927	

**Input**

	<b>AC/DC 0–300 V</b>	<b>AC/DC 0–300 V</b>	<b>AC/DC 0–300 V</b>
Input signal	AC/DC 0–300 V	AC/DC 0–300 V	AC/DC 0–300 V
Input characteristic impedance	3 M $\Omega$	3 M $\Omega$	3 M $\Omega$
Input signal	AC/DC 0–300 V		
Galvanic insulation I/O	3-way isolation		
Zero /Span	Production comparison		
Transmission frequency	6 kHz at 3 dB		
Input characteristic impedance	3 M $\Omega$		

**Load Side**

	<b>0/10 V</b>	<b>0–20 mA</b>	<b>4–20 mA</b>
Max. load impedance at I-output	–	400 $\Omega$	400 $\Omega$
Max. load impedance at U-output	>1 k $\Omega$	–	–
Load impedance	55 $\Omega$	–	–
Output current	max. 21 mA	–	–

02.04.2016 – Subject to technical modification

Part-No. 750927

USA: LUTZE INC.

13330 South Ridge Drive • Charlotte, NC 28273, USA  
 Tel. +1 (704) 504-0222 • Fax +1 (704) 504-0223  
 www.lutze.com • info@lutze.com

United Kingdom: LUTZE Ltd.

Unit 3, Sandy Hill Park  
 Sandy Way, Amington • GB-Tamworth, Staffs B77 4DU  
 Tel. +44 (0)1827 31333-0 • Fax +44 (0)1827 31333-2  
 www.lutze.com • sales.gb@lutze.co.uk



SYSTEMATIC TECHNOLOGY

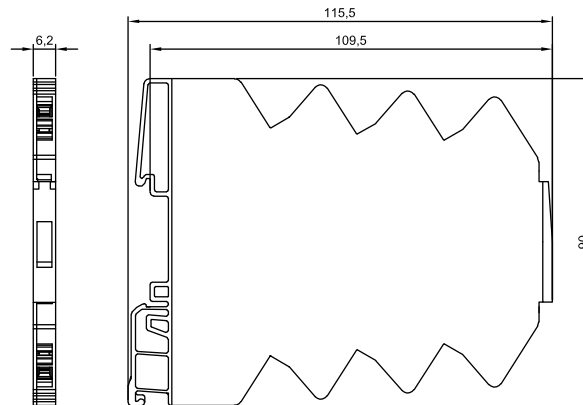
## Technical data sheet • Interface Technology

Output signal	Adjustable via switch
Ripple	<5 mV <sub>eff</sub>

### General

Nominal voltage	DC 24 V
Operation voltage range	DC: 16.8–30 V
Rated current	13.0 mA
Status Indication	LED yellow, flashes in the event of wire breakage and output will saturate
Input/output protection	Varistor/short circuit-proof output
Accuracy	0.5 % FSR (23 °C)
Linearity error	0.10 %, FSR (23°C)
Rise time (10 - 90%)	30 ms
Build-up time (Accuracy 1%)	150 ms
Temperature coefficient	150 ppm / K FSR
Insulation voltage input/output	2.5 kV <sub>eff</sub>
Housing material	PA 6.6 (UL 94 V-0)
Field installation	rail TS 35 (EN 50022)
Protection class	IP 20
Installation position	Optional
Termination	Screw terminal: 0.14–1.5 mm <sup>2</sup>
Operation temperature range	-25 °C – 60 °C
Storage temperature range	-40 °C – 85 °C
Dimensions (w × h × d)	6.2 × 90.0 × 115.5 mm
Weight (kg/piece)	0.040 kg/piece
Approvals	cULus, Class I, Div. 2, Groups A, B, C, D T4A

### Dimensions



02.04.2016 – Subject to technical modification

Part-No. 750927

USA: LUTZE INC.

13330 South Ridge Drive • Charlotte, NC 28273, USA  
Tel. +1 (704) 504-0222 • Fax +1 (704) 504-0223  
www.lutze.com • info@lutze.com

United Kingdom: LUTZE Ltd.

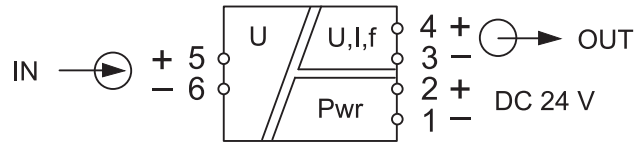
Unit 3, Sandy Hill Park  
Sandy Way, Amington • GB-Tamworth, Staffs B77 4DU  
Tel. +44 (0)1827 31333-0 • Fax +44 (0)1827 31333-2  
www.lutze.com • sales.gb@lutze.co.uk



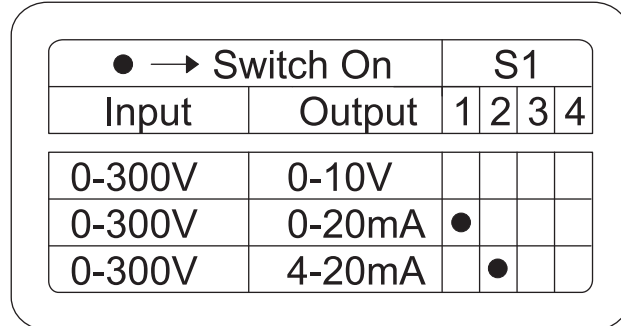
SYSTEMATIC TECHNOLOGY

# Technical data sheet • Interface Technology

## PIN assignment



## Range adjustment



## Accessories

Accessories	Color	Article number	Type	PU
Tag holder 4×11 mm	white	681313	BZT-0411	100
Isolation plate		760809	TP 7-0809	5

## Accessories

Accessories	Color	2-pole	3-pole	4-pole	8-pole	16-pole	PU
6 A jumper comb	red	762802	762805	762812	762822	762832	10
6 A jumper comb	white	762803	762806	762813	762823	762833	10
6 A jumper comb	blue	762804	762807	762814	762824	762834	10

02.04.2016 – Subject to technical modification

Part-No. 750927

USA: LUTZE INC.

13330 South Ridge Drive • Charlotte, NC 28273, USA  
 Tel. +1 (704) 504-0222 • Fax +1 (704) 504-0223  
 www.lutze.com • info@lutze.com

United Kingdom: LUTZE Ltd.

Unit 3, Sandy Hill Park  
 Sandy Way, Amington • GB-Tamworth, Staffs B77 4DU  
 Tel. +44 (0)1827 31333-0 • Fax +44 (0)1827 31333-2  
 www.lutze.com • sales.gb@lutze.co.uk



SYSTEMATIC TECHNOLOGY