





TYPICAL CONFIGURATION

WALL MOUNTING SOCKET DS1

PLUG DS1

180° opening as standard

 + 
Wall box poly 30°
311A053 **Socket-outlet**
3114017

 + 
Straight handle poly
311A013 **Inlet**
3118017

MAIN FEATURES



Rated current (with wiring according to standard)	30 A	Ambient temperature	-40 °C to +60 °C
Maximum voltage	690 V	Flexible wiring (min-max)	2,5 - 6 mm ²
IP protection lid closed	IP55	Stranded wiring (min-max)	2,5 - 10 mm ²
IP protection connected plug	IP54	Other wiring	on request
Shock resistance	IK08	Keying positions	24

LOAD-BREAK CAPABILITY OF THE DECONTACTOR™

Comply with IEC EN 60309-1	30 A / 690 V
Load-break capability according to IEC EN 60947-3 / AC-22A	(30 A / 500 V) or (16 A / 690 V)
Load-break capability according to IEC EN 60947-3 / AC-23A	30 A / 400 V
Short-circuit current I _{cc}	10 kA

DUAL VOLTAGE SOCKET-OUTLET (SEE P.8)

Voltage 50 Hz	Polarity	Part no.	Part no.
20 - 24 V	2P	311408A	311808A
190 - 230 V	3P+E	3114033	3118033
220 - 250 V	1P+N+E	3114015	3118015
380 - 440 V	3P+E	3114013	3118013
220 - 250 V 380 - 440 V	3P+N+E	3114017	3118017
660 - 690 V	3P+E	3114193	3118193
380 - 440 V 660 - 690 V	3P+N+E	3114197	3118197

SOCKET-OUTLET female DS1 (30 A) 
INLET male DS1 (30 A) 

► Other voltages, frequencies and contact configurations are available (see page 10).

AUXILIARY CONTACTS

Socket-outlet with 2 auxiliary contacts (30 A / 500 V)	Socket no. + 972
Inlet with 2 auxiliary contacts (30 A / 500 V)	Inlet no. + 972




CERTIFICAT N°
FR 60042266A

BOXES

Cable gland not included



Wall box poly 30°




Wall box metal + Inclined poly 30°



Wall box metal 20°



Wall box metal + straight metal sleeve



Wall box poly + Inclined poly 70°

Entry					
M20	311A053	311A653	391A053	391A095	
M25	311A083	311A653418		391A095418	Not drilled and without cable gland Part no. 51BA058
M32		311A653419		391A095419	
M40		311A653420		391A095420	

SLEEVES



Inclined poly 30°

311A027



Inclined poly 70°

51BA757



Inclined metal 30°

391A027



Straight metal

391A127

HANDLES



Straight poly



Straight poly with poly cable gland



Straight metal with metal cable gland



Straight poly without cable gland with metric threaded entry

5 - 21mm	311A013	5-12 mm	311A753	7 - 13 mm	311A963	M20	311A253417
		9-18 mm	311A25325P	8 - 16 mm	311A95325M	M25	311A253418
		14-25 mm	311A25332P			M32	311A253419
		18-32 mm	311A25340P			M40	311A253420

INDUSTRIAL-DOMESTIC ADAPTERS



Industrial inlet MARECHAL® 1P+N+E domestic socket-outlet 10/16 A 230V fuse protection 10 A and 16 A.

Type	Material	Part no.
France	Poly	3118015D11
UK	Poly	3118015D40
Germany	Poly	3118015D30
Italy	Poly	3118015D06

I.D.D. EXTENSION CABLE

(do not connect to a generator)



Extension with a IP44 domestic plug - 10/16 A 230V 2P+E + DS1 IP55 coupler socket - 230 V 1P+N+E, IP55 differential protection unit - 10 or 30 mA with reset (rated current 16 A)

Diff. Protection	Length	Part no.
10 mA	1,80 m	3114015ID1
30 mA	1,80 m	3114015ID3

ACCESSORIES & OPTIONS

Locking with shaft for 2 padlocks ø 8 mm (padlocks not supplied)

Socket no. + 843

Lockable plug: contact us

Padlocking device 1 to 6 padlocks
873A541

E-Stop button

Socket no. + 453

Self-closing lid for inlet

311A226

Inlet cap

311A426

Closing mechanism (in-line connections) (a pair of finger draw plates)

613A346

Self closing lid

Socket no. + R

