



PKZM4 motor-protective circuit-breaker

Part no. **PKZM4-40**

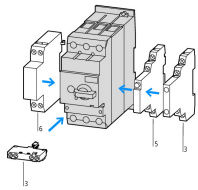
Article no. **222354**



Delivery programme

Connection technique			Screw terminals
220 – 240 V			
AC-3			
220 V 230 V 240 V	<i>P</i>	kW	11
380 V 400 V 415 V	<i>P</i>	kW	20
440 V	<i>P</i>	kW	22
500 V	<i>P</i>	kW	24
660 V 690 V	<i>P</i>	kW	30
Rated uninterrupted current	<i>I_u</i>	A	40
Setting range			
Overload releases	<i>I_r</i>	A	32 ... 40
Short-circuit releases			
max.	<i>I_{rm}</i>	A	560

Notes



Accessories

- 3 Standard auxiliary contact
- 5 Trip-indicating auxiliary contact
- 6 Shunt releases, undervoltage releases
- Single-phasing sensitivity to IEC/EN 60947-4-1
- Can be snap fitted to an IEC/EN 60715 top-hat rail, height 7.5 or 15 mm

Page

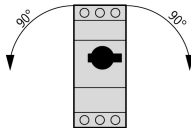
- 072896
- 072898
- 073187

→ 266164



PTB 02 ATEX 3153, see manual

General

Standards			UL 508 (on request) CSA C 22.2 No. 14 (on request)
Climatic proofing			Damp heat, constant, to IEC 60068-2-78 Damp heat, cyclic, to IEC 60068-2-30
Ambient temperature		°C	
Storage		°C	- 25 - 70
Open		°C	- 25 ... 55
Enclosed		°C	- 25 ... 40
Mounting position			
Direction of incoming supply			As required
Degree of protection			
Device			IP 20
Terminations			IP00
Protection against direct contact			Finger and back-of-hand proof

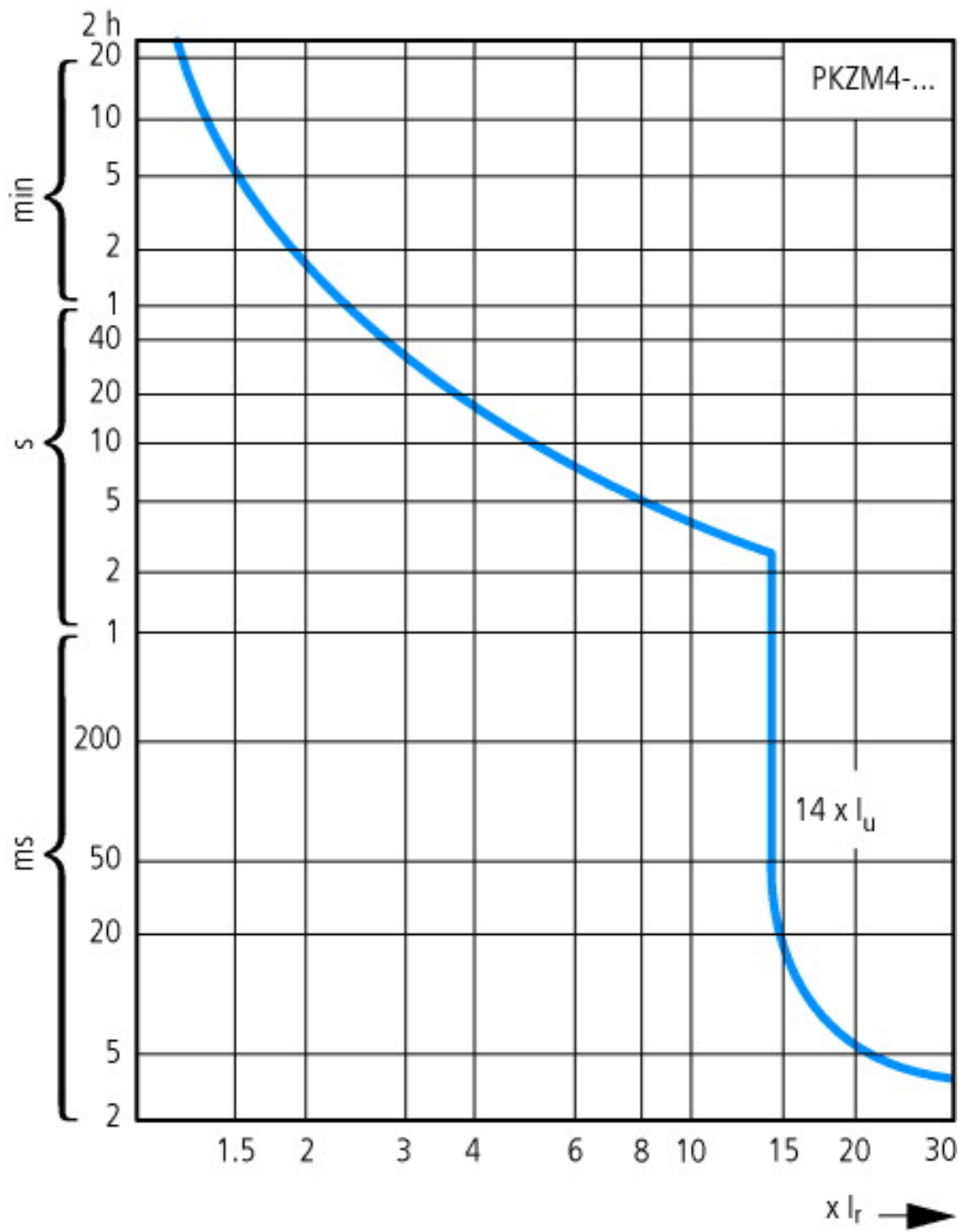
Mechanical shock resistance half-sinusoidal shock 10 ms to IEC 60068-2-27		g	15
Altitude		m	2000
Terminal capacities		mm ²	
Solid		mm ²	1 × (1 – 50) 2 × (1 – 35)
Flexible with ferrule		mm ²	1 × (1 – 35) 2 × (1 – 35)
Solid or stranded		AWG	14 – 2
Specified tightening torque for terminal screws			
Main cable		Nm	3.3
Control circuit cables		Nm	1

Main conducting paths

Rated impulse withstand voltage	U_{imp}	V AC	6000
Overvoltage category/pollution degree			III/3
Rated operational voltage	U_e	V AC	690
Rated uninterrupted current = rated operational current	$I_u = I_e$	A	65 open 63 enclosed
Rated frequency		Hz	40 – 60
Current heat loss (3 pole at operating temperature)		W	22
Lifespan, mechanical	Operations	× 10 ⁶	0.03
Lifespan, electrical	Operations		30000
Maximum operating frequency		Ops./h	
Max. operating frequency		Ops/h	40
Motor switching capacity		kA _{rms}	
AC—3		V	Max. 400, for higher voltages, please enquire
DC – 5		V	250/60 kA
DC-5 (up to 250 V)		A	63 (3 contacts in series)

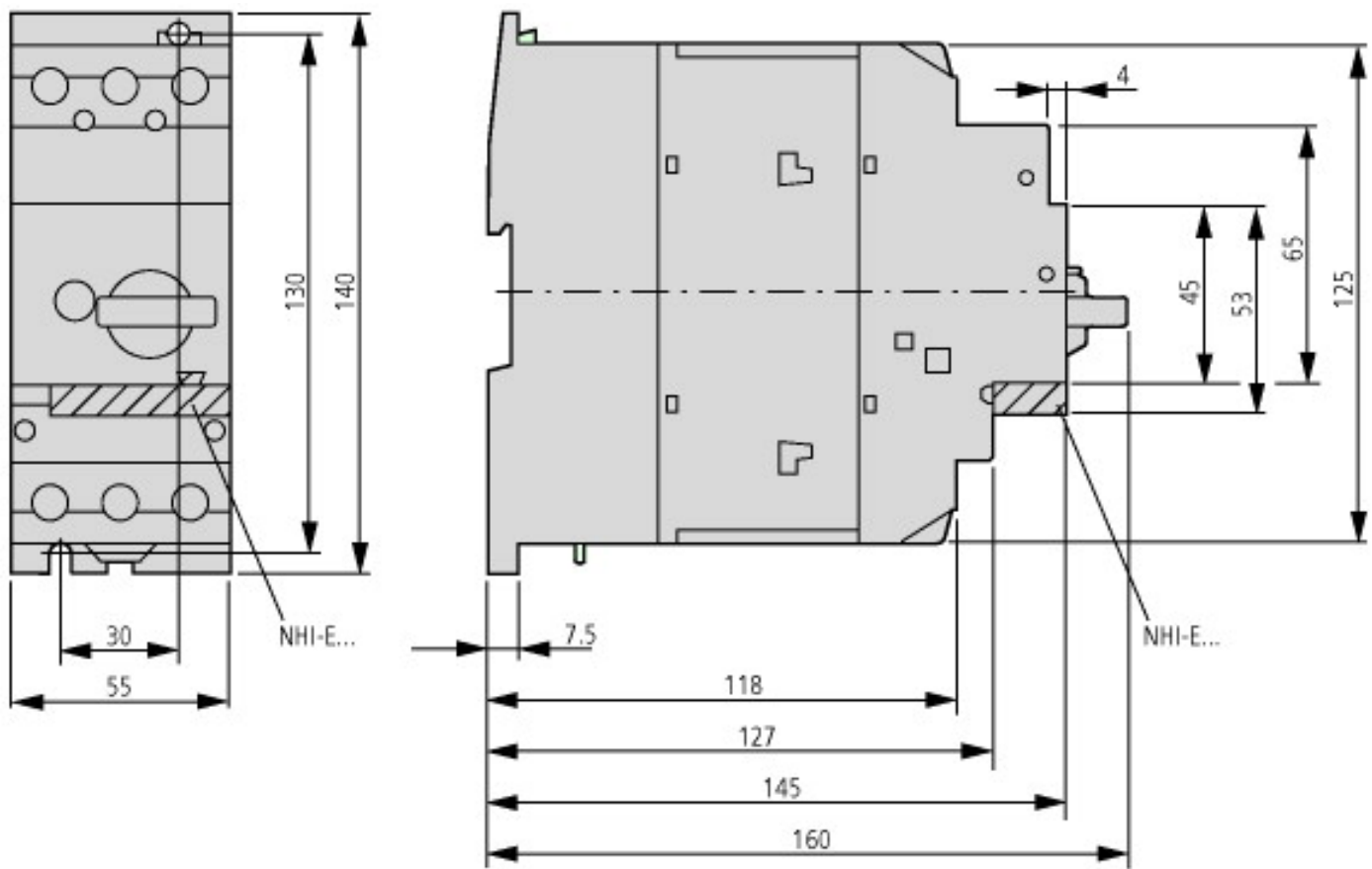
Trip blocks

Temperature compensation			
to IEC/EN 60947, VDE 0660		°C	5 ... 40
Operating range		°C	25 ... 55
Temperature compensation residual error		%/K	\leq 0.25
Setting range of overload releases		× I_u	0.6 – 1
Short-circuit release fixed		× I_u	14
Short-circuit release tolerance		%	± 20
Phase-failure sensitivity			IEC/EN 60947-4-1, VDE 0660 Part 102

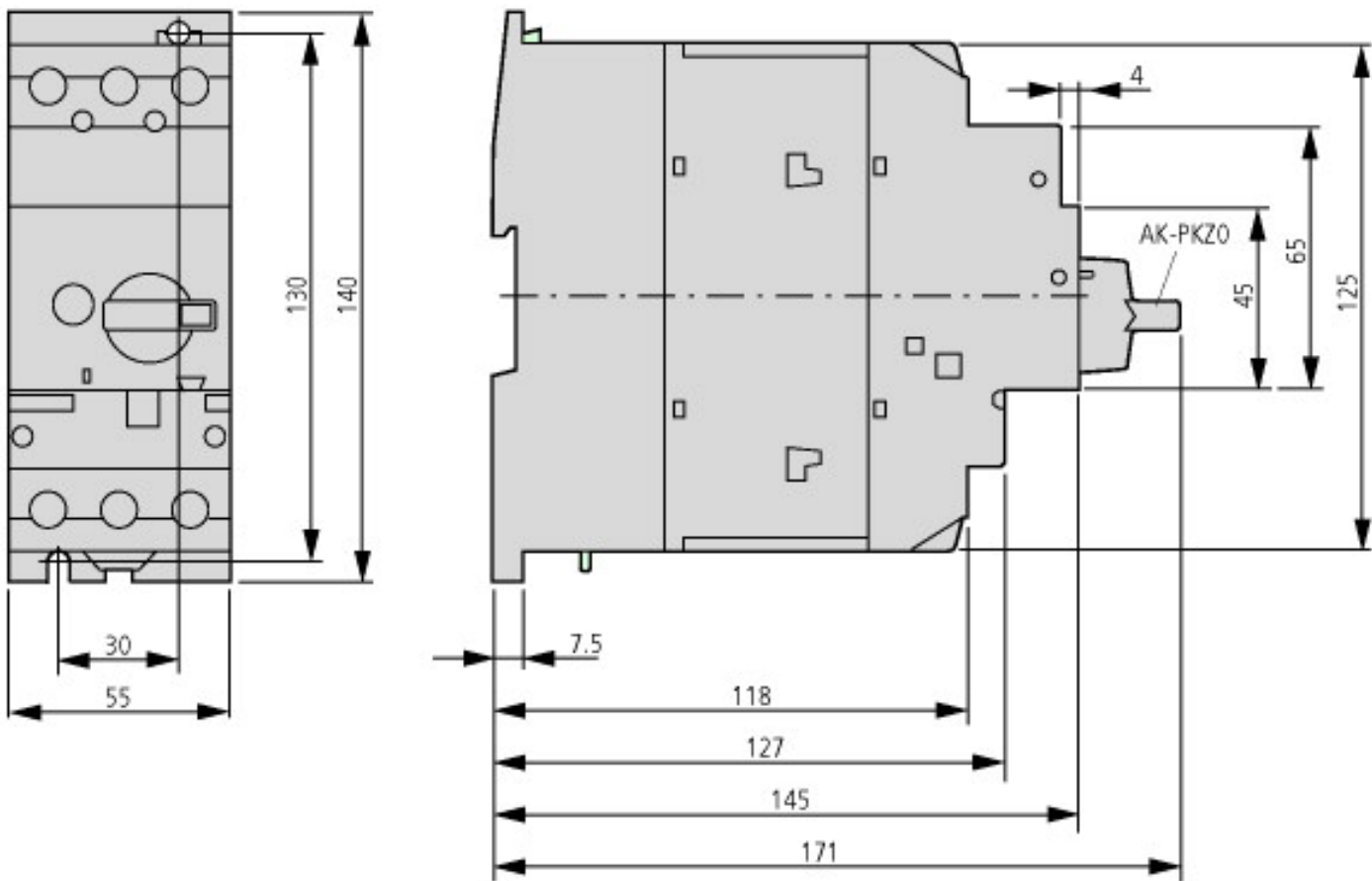


Motor-protective circuit-breaker tripping characteristic (high-capacity) compact starter, PKZM0-...T (not for PKM0-...), PKZM01

Dimensions



Motor-protective circuit-breakers with lockable cover



PKZM4... +AK-PKZ0

Additional product information (links)

Installation instructions

AWA121-1945 Motor-protective circuit-breakers, motor starters

ftp://ftp.moeller.net/DOCUMENTATION/AWA_INSTRUCTIONS/19451109.pdf

Manual

