




**Contact element FlatRear, 1 N/C, 1 N/A, front mount, spring clamp connection**

**Part no. M22-FK01SMC10**  
**Catalog No. 180793**  
**Eaton Catalog No. M22-FK01SMC10**  
**EL-Nummer 4315744**  
**(Norway)**

**Delivery program**

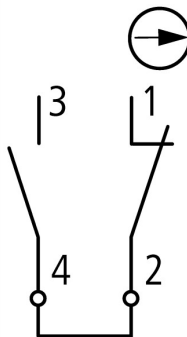
Product range		Accessories
Part group reference (e.g. DIL)		M22
Basic function accessories		Self-monitoring contact elements
Single unit/Complete unit		Element
Description		The N/O is actuated when mounted on the pushbutton. Cage Clamp is a registered trademark of Wago Kontakttechnik GmbH/Minden, Germany
Connection technique		Cage Clamp
Fixing		Front fixing
Degree of Protection		IP20
Connection to SmartWire-DT		no
Approval		

**Contacts**



N/C = Normally closed		1 NC 
Notes		 = safety function, by positive opening to IEC/EN 60947-5-1

**Actuator travel and actuation force as per DIN EN 60947-5-1, K.5.4.1**

	mm	5.5
Maximum travel	mm	5.8
Minimum force for positive opening	N	20

Contact sequence		
------------------	--	--

**Contact travel diagram, stroke in connection with front element**

Contact diagram		 
Connection technique		Cage Clamp

## Technical data

### General

Standards			IEC 60947-5-1
Lifespan, mechanical	Operations	x 10 <sup>6</sup>	> 1
Operating frequency	Operations/h		≤ 3600
Actuating force		n	≤ 4.5
Degree of Protection			IP20
Climatic proofing			Damp heat, constant, to IEC 60068-2-78 Damp heat, cyclic, to IEC 60068-2-30 Dry heat to IEC 60068-2-2
Ambient temperature			
Open		°C	-25 - +70
Storage		°C	- 40 - + 85
Mechanical shock resistance to IEC 60068-2-27 Shock duration 11 ms, half-sinusoidal		g	> 50
Terminal capacities		mm <sup>2</sup>	
Solid		mm <sup>2</sup>	2 x 1 (0.2 - 1.5) 2 x 1 (075 - 1.5) Can be plugged without tools
Flexible with ferrule		mm <sup>2</sup>	2 x 1 (0.25 - 1) Use WAGO Variocrimp 4 crimping tool; please enquire for others
Solid or stranded		AWG	2 x 1 (24 - 16)

### Contacts

Rated impulse withstand voltage	U <sub>imp</sub>	V AC	4000
Rated insulation voltage	U <sub>i</sub>	V	250
Overvoltage category/pollution degree			III/3
Max. short-circuit protective device			
Fuseless		Type	FAZ-B4
Fuse	gG/gL	A	4

### Switching capacity

Rated operational current	I <sub>e</sub>	A	
AC-15			
24 V	I <sub>e</sub>	A	4
60 V	I <sub>e</sub>	A	4
110 V	I <sub>e</sub>	A	2
230 V	I <sub>e</sub>	A	1.5
DC-13			
24 V	I <sub>e</sub>	A	1.5
60 V	I <sub>e</sub>	A	0.8
110 V	I <sub>e</sub>	A	0.4
220 V	I <sub>e</sub>	A	0.2

### Auxiliary contacts

Rated conditional short-circuit current	I <sub>q</sub>	kA	1
---	----------------	----	---

## Design verification as per IEC/EN 61439

Technical data for design verification			
Operating ambient temperature min.		°C	-25
Operating ambient temperature max.		°C	70

## Technical data ETIM 6.0

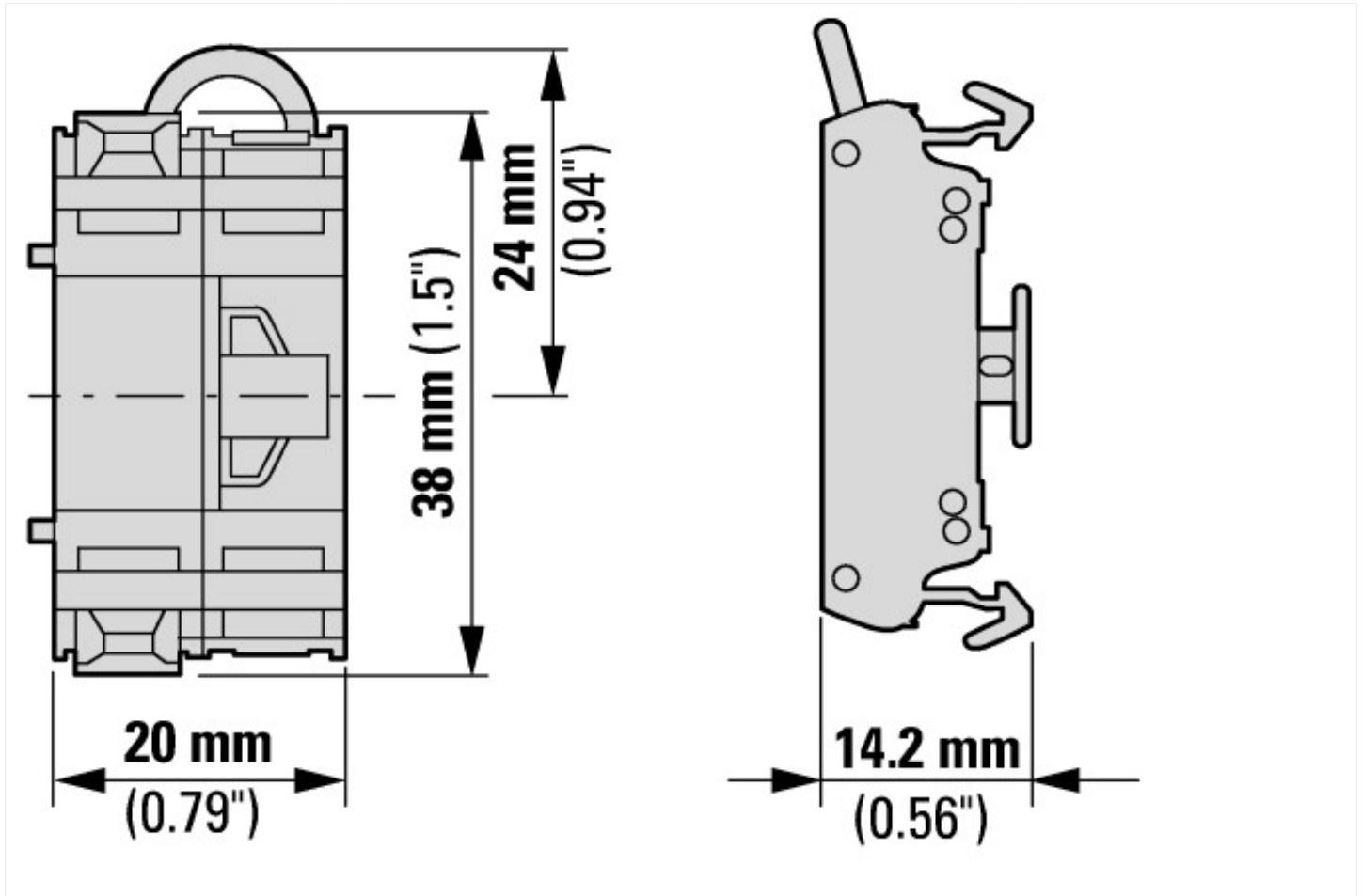
Low-voltage industrial components (EG000017) / Auxiliary contact block (EC000041)			
Electric engineering, automation, process control engineering / Low-voltage switch technology / Component for low-voltage switching technology / Auxiliary switch block (ecl@ss8.1-27-37-13-02 [AKN342010])			
Number of contacts as change-over contact			0
Number of contacts as normally open contact			1
Number of contacts as normally closed contact			1
Rated operation current I <sub>e</sub> at AC-15, 230 V		A	1.5
Type of electric connection			Spring clamp connection

Model		Top mounting
Mounting method		Front fastening

## Approvals

Product Standards		IEC/EN 60947-5; UL 508; CSA-C22.2 No. 14-05; CSA-C22.2 No. 94-91; CE marking
UL File No.		E29184
UL Category Control No.		NKCR
CSA File No.		012528
CSA Class No.		3211-03
North America Certification		UL listed, CSA certified
Degree of Protection		UL/CSA Type: -

## Dimensions



## Additional product information (links)

<b>IL04716005Z RMQ-Titan: Emergency stop buttons, Emergency stop buttons</b>	
IL04716005Z RMQ-Titan: Emergency stop buttons, Emergency stop buttons	<a href="ftp://ftp.moeller.net/DOCUMENTATION/AWA_INSTRUCTIONS/IL04716005Z2018_07.pdf">ftp://ftp.moeller.net/DOCUMENTATION/AWA_INSTRUCTIONS/IL04716005Z2018_07.pdf</a>
<b>IL04716002Z RMQ-Titan System</b>	
IL04716002Z RMQ-Titan System	<a href="ftp://ftp.moeller.net/DOCUMENTATION/AWA_INSTRUCTIONS/IL04716002Z2018_05.pdf">ftp://ftp.moeller.net/DOCUMENTATION/AWA_INSTRUCTIONS/IL04716002Z2018_05.pdf</a>
DGUV Test Mark Customer Information	<a href="http://www.dguv.de/medien/dguv-test-medien/_pdf_zip_doc_ppt/agb-und-pzo/dguv_test_zeichen_infoblatt_kunden.pdf">http://www.dguv.de/medien/dguv-test-medien/_pdf_zip_doc_ppt/agb-und-pzo/dguv_test_zeichen_infoblatt_kunden.pdf</a>