



Touch panel, 24 V DC, 5.7z, TFTcolor, ethernet, RS485, profibus, SWDT, PLC



Part no. **XV-102-E8-57TVRC-10**
 Article no. **153526**
 Catalog No. **XV-102-E8-57TVRC-10**

Delivery programme

Product range			XV100 5.7"
Product range			XV-102
Subrange			SmartWire-DT touch display with integrated controller (HMI PLC)
Function			SmartWire-DT coordinator
Description			XV100 touch panel with PLC function for flush mounting plates
Description			Coordinator for the SmartWire-DT communications system
Common features of the model series			Ethernet interface USB device USB Host Slot for SD card UL508, cUL approvals
Display - Type			Color display, TFT
Touch-technology			Resistive-Touch
Number of colours			64 k Colours
Resolution		Pixel	VGA 640 x 480
Portrait format			yes
Screen diagonal		Inch	5.7
Model			Insulating enclosure and front plate
Operating system			Windows CE 5.0 (licence incl.)
PLC-licence			PLC licence inclusive
License certificates for onboard interfaces			Not required
built-in interfaces			1 x Ethernet 10/100 Mbps 1 x RS485 1 x USB host 2.0 1 x USB device 1 x PROFIBUS/MPI 1 x SmartWire-DT
Front type			Standard front with standard membrane (fully enclosed)
Utilization			Flush mounting
Slots			for SD card: 1
Memory card automation			Optionally with SD card -> article no. 139807
Pluggable communication cards (optional)			no
Touch sensor			Glass with film
Heat dissipation		W	9.5
Connection to SmartWire-DT			yes

Technical data

Display

Display - Type			Color display, TFT
Screen diagonal		Inch	5.7
Resolution		Pixel	VGA 640 x 480
Visible screen area		mm	115 x 86
Number of colours			64 k Colours
Contrast ratio (Normally)			Normally 300:1
Brightness		cd/m ²	Normally 250
Back-lighting			LED dimnable via software
Service life of back-lighting		h	Normally 40000
Resistive touch protective screen			Touch sensor (glass with foil)

Operation

Technology			Resistive-Touch 4 wire
------------	--	--	---------------------------


Touch sensor			Glass with film
System			
Processor			RISC CPU, 32 Bit, 400 MHz
Internal memory			DRAM (OS, Program and data memory): 64 MByte NAND-Flash (can be used for data backup): approx. 128 MByte available NVRAM (retained data): approx. 32 KByte available
External memory			SD Memory Card Slot: SDA Specification 1.00
Cooling			Fanless CPU and system cooling, natural convection-based passive cooling
Back-up of real-time clock			
Battery (service life)			Zero maintenance
Backup (time at zero voltage)			Normally 10 years
Operating system			Windows CE 5.0 (licence incl.)
Engineering			
Visualisation software			GALILEO EPAM XSOF-CODESYS-2 XSOF-CODESYS-3
PLC-Programming software			XSOF-CODESYS-2 XSOF-CODESYS-3
Target and web visualization			Yes
Interfaces, communication			
built-in interfaces			1 x Ethernet 10/100 Mbps 1 x RS485 1 x USB host 2.0 1 x USB device 1 x PROFIBUS/MPI 1 x SmartWire-DT
PLC-licence			PLC licence inclusive
USB Host			USB 2.0 (1.5 - 12 Mbit/s), not galvanically isolated
USB device			USB 2.0, not galvanically isolated
RS-232			no
RS-485			Yes
CAN			no
Profibus			Yes
Slots			for SD card: 1
SmartWire-DT master			Yes
Ethernet			100Base-TX/10Base-T
easyNet			no
MPI			Yes
Power supply			
Nominal voltage			24 V DC SELV (safety extra low voltage)
permissible voltage			Effective: 19.2-30.0 V DC (rated operating voltage -20%/+25%) Absolute with ripple: 18,0-31,2 V DC Battery powered: 18,0-31,2 V DC (rated operating voltage -25%/+30%) 35 V DC for a duration of < 100 ms
Voltage dips		ms	≤ 10 ms from rated voltage (24 V DC) 5 ms from undervoltage (19.2 V DC)
Power consumption	P _{max.}	W	10
Note on power consumption			Basic device USB Slave to USB Host: 2.5 Total: 9.5
Heat dissipation		W	9.5
Note on heat dissipation			Heat dissipation with power consumption for 24 V 7 W for basic device + 2.5 W for USB module
Siemens MPI, (optional)			yes
Type of fuse			Yes (fuse not accessible)
Potential isolation			no potential isolation
General			
Housing material			Plastic, gray
Front type			Standard front with standard membrane (fully enclosed)
Dimensions (W x H x D)		mm	170 x 130 x 39
flush mounted			Clearance: W x H x D ≥ 30 mm (1.18") Inclination from vertical: ±45° (if using natural convection)
Weight		kg	0.6

Degree of protection (IEC/EN 60529, EN50178, VBG 4)			IP65 (at front), IP20 (at rear)
Approvals			
Approvals			cUL (UL508)
Explosion protection (according to ATEX 94/9/EC)			II 3D Ex II T70°C IP5x: Zone 22, Category 3D
Applied standards and directives			
EMC			(in relation to CE) EN 61000-6-2 EN 61000-6-4 EN 61131-2
Explosion protection (relevant for CE)			EN 60079-0 EN 61241-1 EN 13463_x
Product standards			EN 50178 EN 61131-2
Security			EN 60950 UL 60950
Mechanical shock resistance		g	according to IEC 60068-2-27
Vibration			according to IEC/EN 60068-2-6
RoHS			conform


Environmental conditions

Temperature			
Operation	θ	°C	0 - +50
Storage / Transport	θ	°C	-20 - +60
Operating ambient temperature min.		°C	0
Operating ambient temperature max.		°C	+ 50
Relative humidity			
Relative humidity			10 - 95%, non-condensing

Supply voltage U_{Aux}

Rated operational voltage	U_{Aux}	V	24 V DC (-20/+25%)
Residual ripple on the input voltage		%	 5
Protection against polarity reversal			Yes
Max. current	I_{max}	A	3
Note			If contactors with a total power consumption > 3 A are connected, a power feeder module EU5C-SWD-PF1/2 has to be used.
Short-circuit rating			no, external fuse FAZ Z3
Potential isolation			No
Rated operating voltage of 24-V-DC slaves		V	typ. $U_{Aux} - 0.2$

Supply voltage U_{Pow}

Supply voltage	U_{Pow}	V	24 DC -20 % + 25 %
Input voltage ripple		%	 5
Siemens MPI, (optional)			yes
Rated current	I	A	0.7
Overload proof			yes
Inrush current and duration		A	12.5 A/6 ms
Heat dissipation at 24 V DC		W	1.0
Potential isolation between U_{Pow} and 15 V SmartWire-DT supply voltage			No
Bridging voltage dips		ms	10
Repetition rate		s	1
Status indication		LED	yes

SmartWire-DT supply voltage

Rated operating voltage	U_e	V	14,5 ± 3 %
max. current	I_{max}	A	0.7
Note			If SmartWire-DT modules with a total power consumption > 0.7 A are connected, a power feeder module EU5C-SWD-PF2 has to be used.
Short-circuit rating			Yes

Connection supply voltages

Connection type			Push in terminals
Solid		mm ²	0.2 - 1.5

Flexible with ferrule	mm ²	0.25 - 1.5
UL/CSA solid or stranded	AWG	24 - 16

SmartWire-DT network

Station type		SmartWire-DT master
Number of SmartWire-DT slaves		99
Baud Rates	kBd	125 250
Address allocation		automatic
Status indication	LED	SmartWire-DT master LED: red/green Configurations LED: red/green
Connections		Plug, 8-pole
Plug connectors		Blade terminal SWD4-8MF2

Design verification as per IEC/EN 61439

Technical data for design verification			
Rated operational current for specified heat dissipation	I _n	A	0
Heat dissipation per pole, current-dependent	P _{vid}	W	0
Equipment heat dissipation, current-dependent	P _{vid}	W	0
Static heat dissipation, non-current-dependent	P _{vs}	W	9.5
Heat dissipation capacity	P _{diss}	W	0
Operating ambient temperature min.		°C	0
Operating ambient temperature max.		°C	50
IEC/EN 61439 design verification			
10.2 Strength of materials and parts			
10.2.2 Corrosion resistance			
10.2.3.1 Verification of thermal stability of enclosures			
10.2.3.2 Verification of resistance of insulating materials to normal heat			
10.2.3.3 Verification of resistance of insulating materials to abnormal heat and fire due to internal electric effects			
10.2.4 Resistance to ultra-violet (UV) radiation			
10.2.5 Lifting			
10.2.6 Mechanical impact			
10.2.7 Inscriptions			
10.3 Degree of protection of ASSEMBLIES			
10.4 Clearances and creepage distances			
10.5 Protection against electric shock			
10.6 Incorporation of switching devices and components			
10.7 Internal electrical circuits and connections			
10.8 Connections for external conductors			
10.9 Insulation properties			
10.9.2 Power-frequency electric strength			
10.9.3 Impulse withstand voltage			
10.9.4 Testing of enclosures made of insulating material			
10.10 Temperature rise			
10.11 Short-circuit rating			
10.12 Electromagnetic compatibility			
10.13 Mechanical function			

Technical data ETIM 6.0

PLC's (EG000024) / Graphic panel (EC001412)		
Electric engineering, automation, process control engineering / Control / Operate and Observe (HMI) / Graphic panel (HMI) (ecl@ss8.1-27-24-23-02 [BAA722010])		
Supply voltage AC 50 Hz	V	0 - 0
Supply voltage AC 60 Hz	V	0 - 0
Supply voltage DC	V	20.4 - 28.8
Voltage type of supply voltage		DC

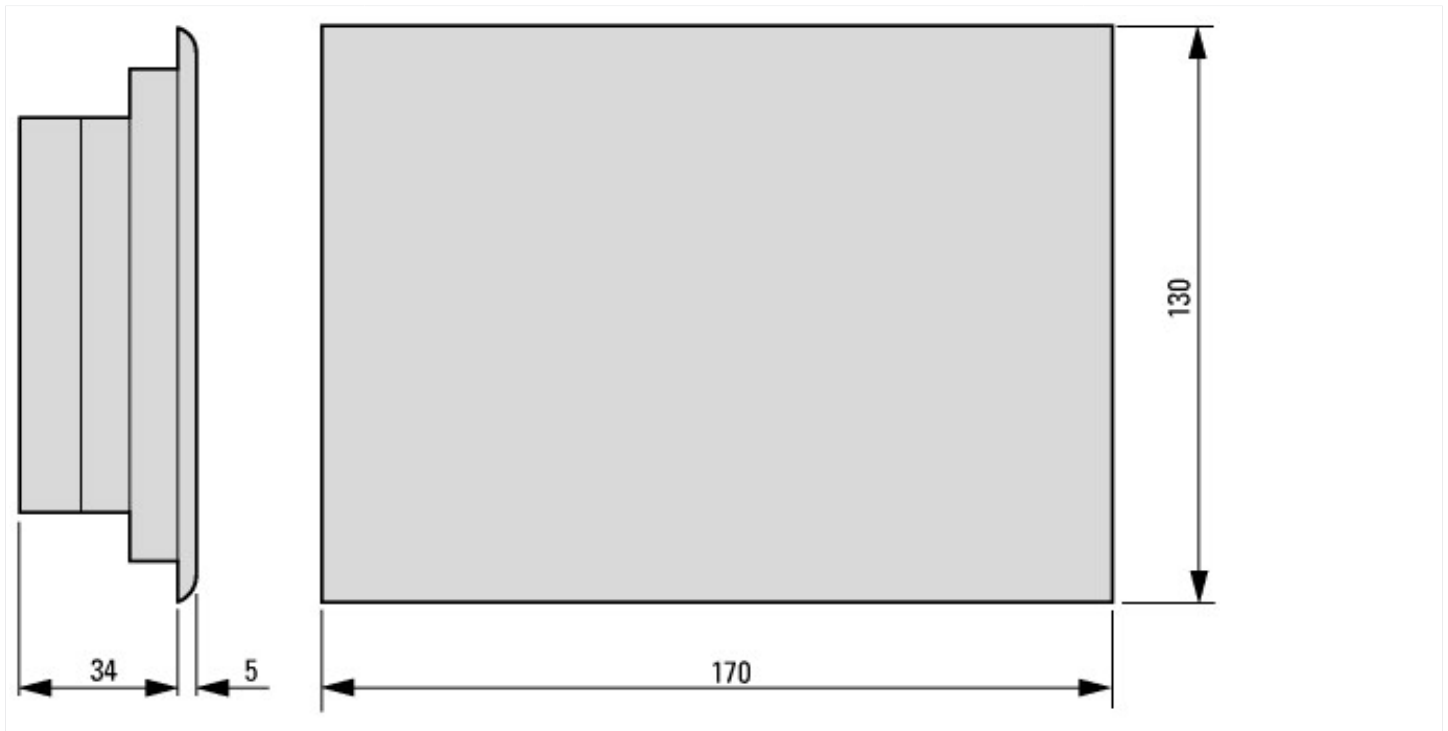
Number of HW-interfaces industrial Ethernet		1
Number of HW-interfaces PROFINET		0
Number of HW-interfaces RS-232		0
Number of HW-interfaces RS-422		0
Number of HW-interfaces RS-485		1
Number of HW-interfaces serial TTY		0
Number of HW-interfaces USB		2
Number of HW-interfaces parallel		0
Number of HW-interfaces Wireless		0
Number of HW-interfaces other		1
With SW interfaces		Yes
Supporting protocol for TCP/IP		Yes
Supporting protocol for PROFIBUS		Yes
Supporting protocol for CAN		No
Supporting protocol for INTERBUS		No
Supporting protocol for ASI		No
Supporting protocol for KNX		No
Supporting protocol for MODBUS		Yes
Supporting protocol for Data-Highway		No
Supporting protocol for DeviceNet		No
Supporting protocol for SUCONET		No
Supporting protocol for LON		No
Supporting protocol for PROFINET IO		No
Supporting protocol for PROFINET CBA		No
Supporting protocol for SERCOS		No
Supporting protocol for Foundation Fieldbus		No
Supporting protocol for EtherNet/IP		Yes
Supporting protocol for AS-Interface Safety at Work		No
Supporting protocol for DeviceNet Safety		No
Supporting protocol for INTERBUS-Safety		No
Supporting protocol for PROFIsafe		No
Supporting protocol for SafetyBUS p		No
Supporting protocol for other bus systems		Yes
Radio standard Bluetooth		No
Radio standard WLAN 802.11		No
Radio standard GPRS		No
Radio standard GSM		No
Radio standard UMTS		No
IO link master		No
Type of display		TFT
With colour display		Yes
Number of colours of the display		65536
Number of grey-scales/blue-scales of display		0
Screen diagonal	inch	7
Number of pixels, horizontal		640
Number of pixels, vertical		480
Useful project memory/user memory	kByte	64000
With numeric keyboard		Yes
With alpha numeric keyboard		Yes
Number of function buttons, programmable		0
Number of buttons with LED		0
Number of system buttons		1
With touch screen		Yes
With message indication		Yes
With message system (incl. buffer and confirmation)		Yes

Process value representation (output) possible			Yes
Process default value (input) possible			Yes
With recipes			Yes
Number of password levels			200
Printer output available			Yes
Number of online languages			100
Additional software components, loadable			Yes
Degree of protection (IP), front side			IP65
Operation temperature		°C	0 - 50
Rail mounting possible			No
Wall mounting/direct mounting			No
Suitable for safety functions			No
Width of the front		mm	170
Height of the front		mm	130
Built-in depth		mm	34

Approvals

Product Standards			UL508, cULus; IEC/EN 61131-2, CE
UL File No.			E205091
UL Category Control No.			NRAQ
CSA File No.			UL report applies to US and Canada
CSA Class No.			-
North America Certification			UL listed, certified by UL for use in Canada
Current Limiting Circuit-Breaker			No
Degree of Protection			IEC:IP20, UL/CSA Tape: open type

Dimensions



Additional product information (links)

Instruction leaflet IL048007ZU XV-102	
Instruction leaflet IL048007ZU XV-102	ftp://ftp.moeller.net/DOCUMENTATION/AWA_INSTRUCTIONS/IL048007ZU.pdf
MN04802004Z Operator manual XV-102	
MN04802004Z Betriebsanleitung XV-102 - Deutsch	ftp://ftp.moeller.net/DOCUMENTATION/AWB_MANUALS/MN04802004Z_DE.pdf
MN04802004Z Operator manual XV-102 - English	ftp://ftp.moeller.net/DOCUMENTATION/AWB_MANUALS/MN04802004Z_EN.pdf
MN04802013Z quick-start instructions XV100	

MN04802013Z Schnellstartanleitung XV100 - Deutsch	ftp://ftp.moeller.net/DOCUMENTATION/AWB_MANUALS/MN04802013Z_DE.pdf
MN04802013Z quick-start instructions XV100 - English	ftp://ftp.moeller.net/DOCUMENTATION/AWB_MANUALS/MN04802013Z_EN.pdf
MN04802091Z User manual XSoft-CoDeSys-2, PLC programming XV100	
MN04802091Z Benutzerhandbuch XSoft-CoDeSys-2, SPS-Programmierung XV100 - Deutsch	ftp://ftp.moeller.net/DOCUMENTATION/AWB_MANUALS/MN04802091Z-DE.pdf
MN04802091Z User manual XSoft-CoDeSys-2, PLC programming XV100 - English	ftp://ftp.moeller.net/DOCUMENTATION/AWB_MANUALS/MN04802091Z-EN.pdf
MN048008ZU Manual XSOF-CODESYS-3, PLC programming	
MN048008ZU Handbuch XSOF-CODESYS-3, SPS-Programmierung - Deutsch	ftp://ftp.moeller.net/DOCUMENTATION/AWB_MANUALS/MN048008ZU_DE.pdf
MN048008ZU Manual XSOF-CODESYS-3, PLC programming - English	ftp://ftp.moeller.net/DOCUMENTATION/AWB_MANUALS/MN048008ZU_EN.pdf