

measure analyse optimise




## OCM F

Flow Meter for part filled and full Pipes, Channels and Flumes



- Reasonable purchase costs
- Reliable, with more than 30 years of product experience
- Easy mounting without additional constructions
- Integrated 3-step controller
- Measurement in heavily polluted and abrasive media



Pipe Sensor

## OCM F

Fix installation flow meter for slightly to heavily polluted media in part filled and full pipes, channels and flumes.

### General Discription

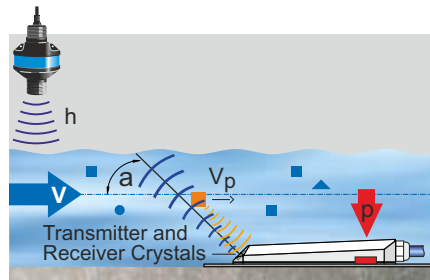
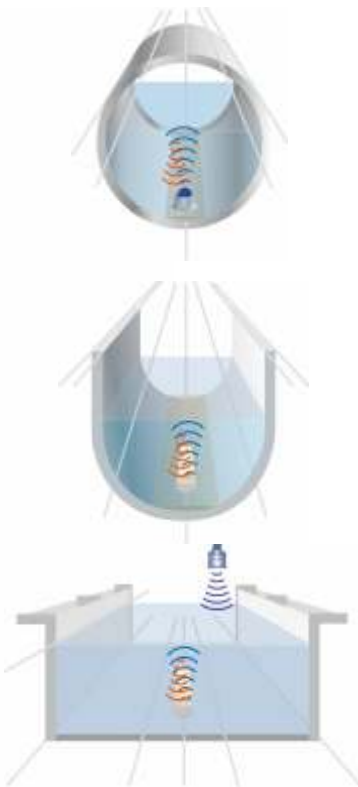
The OCM F flow metering system utilizes a fully bidirectional ultrasonic velocity sensor.

The intelligent Doppler sensor detects and directly evaluates the flow velocity. Other than with mag meters, this method

has an absolutely stable zero point. Moreover, the dynamic measurement range for minimum level and flow is very high. Level measurement can be carried out either by a sensor-integrated pressure cell or by using an external sensor.



Wedge Sensor



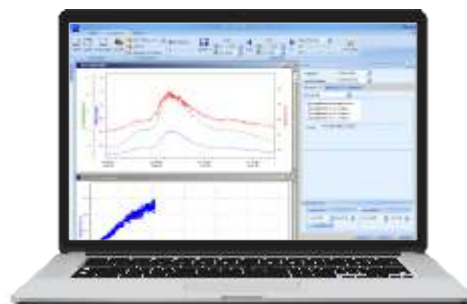
$p$  = Level measurement with pressure (combi sensor)  
 $h$  = Level measurement with ultrasound (external sensor)  
 $V_p$  = Particle velocity  
 $a$  = Transmission angle between ultrasound and flow direction

### Operation / Programming

Thanks to the intuitive user interface it is very easy to set up the OCM F for the requirements of various applications. Additional input devices like Computers etc. are not needed. Programmed settings are indicated clearly.

### Measurement principle

The measurement principle is based on the classic Doppler method where an ultrasonic signal with a defined frequency is transmitted into a liquid at a known angle. A portion of the ultrasound energy is reflected by the solid particles or gas bubbles carried with the liquid. Due to the movement of the particles a frequency distortion occurs which is direct proportional to the particle velocity. The flow velocity can be determined from this frequency shift subsequently. From the flow profile and the multitude of reflecting particles a frequency spectrum results. This spectrum, suitable for hydraulic assessment of measurement places, can be indicated on the OCM F display. The newly developed intelligent Doppler sensor directly detects and evaluates the flow velocity.



Visualisation of measurement data with NivuSoft

### Memory

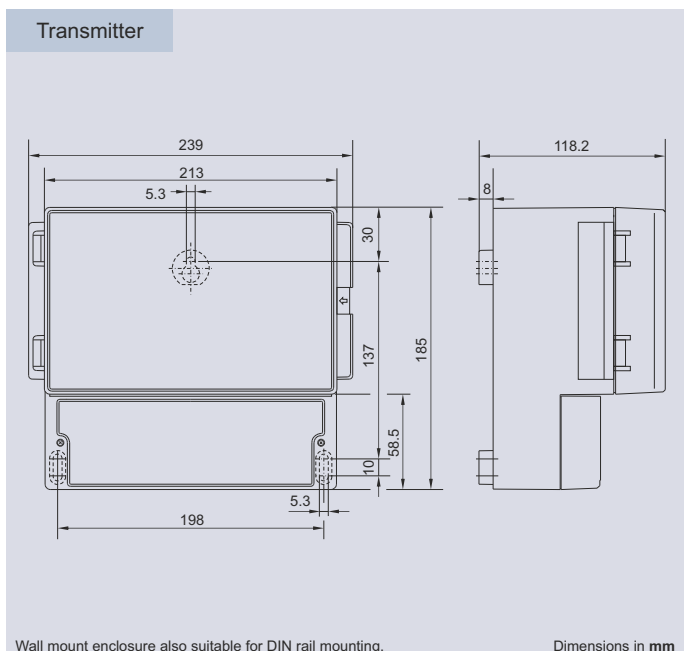
The internal memory enables storage of medium velocity information as well as temperature and flow data. With the frontside USB socket measurement data as well as settings can be read out. The free NivuSoft measurement data software enables easy visualisation of readings.

### Typical Applications

- Wastewater treatment plants: intake and discharge also for aeration tank, sedimentation tank and recirculation.
- Permanent measurements on storm water basin and storm water retention basin
- Flow measurement in channel networks
- Industrial wastewater networks
- and many more



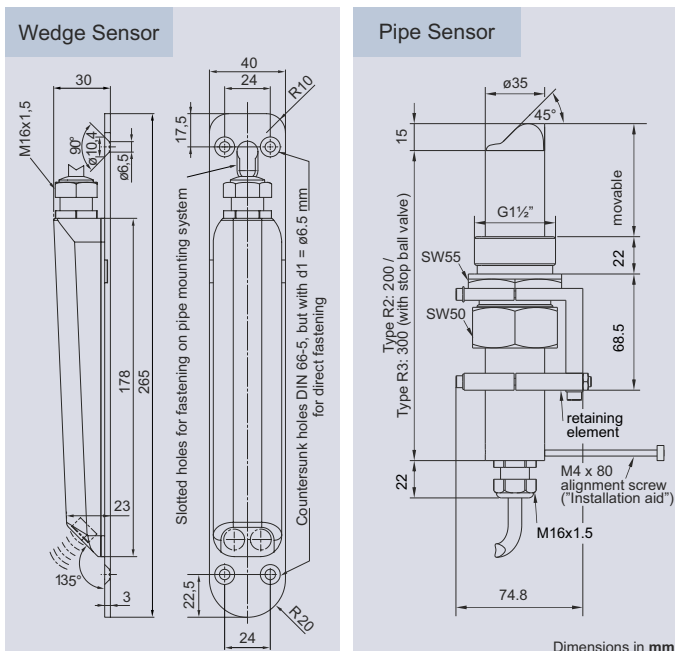
# Specifications



Wall mount enclosure also suitable for DIN rail mounting.

Dimensions in mm

Transmitter	
Power supply	<ul style="list-style-type: none"> <li>• 100 to 240 V AC, +10 % / -15 %, 47 to 63 Hz or</li> <li>• 24 V DC <math>\pm 15</math> %, 5 % residual ripple</li> </ul>
Power consumption	AC 7 VA typical. CD: 6 W typical
Wall mount enclosure	<ul style="list-style-type: none"> <li>• material: Polycarbonate (NEMA 4)</li> <li>• weight: approx. 1200 g</li> <li>• protection: IP 65</li> </ul>
Ex approval (option)	II(2)G [Ex ib] IIB
Operating temperature	-20 °C to +60 °C
Storage temperature	-30 °C to +70 °C
Max. humidity	90 %, non-condensing
Operation	6-button keypad, multilingual
Input	<ul style="list-style-type: none"> <li>• 1 x 4–20 mA for external level (2-wire-sensor)</li> <li>• 2 x 0/4–20 mA with 12 bit resolution for external level and external setpoint</li> <li>• 4 x digital input</li> <li>• 1 active compact Doppler sensor connectable (flow velocity; combi sensor with additional level measurement)</li> </ul>
Outputs	<ul style="list-style-type: none"> <li>• 3 x 0/4–20 mA, load 500 Ohm, 12 bit resolution, deviation 0.1 %</li> <li>• 5 relays (SPDT) loadable up to 230 V AC / 2 A (cos <math>\phi</math> 0.9)</li> </ul>
Regulator	3-step controller, quick-close control, adjustable slide position at disturbance, auto flush function in case of blocked slide valve
Data memory	64,512 datapoints, accessible via USB



Dimensions in mm

Sensors	
Measurement principle	<ul style="list-style-type: none"> <li>• Doppler (flow velocity)</li> <li>• piezo-resistive pressure measurement (level)</li> </ul>
Measurement frequency	<ul style="list-style-type: none"> <li>• wedge sensors 1 MHz</li> <li>• pipe sensors 750 kHz</li> </ul>
Protection	IP 68
Ex approval (option)	II 2 G Ex ib IIB T4
Operation temperature	-20 °C to +50 °C (-20 °C to +40 °C in Ex zone 1)
Operating pressure	<ul style="list-style-type: none"> <li>• combi sensor with pressure measurement (only wedge sensor): max. 1 bar</li> <li>• sensors without pressure meas.: max. 4 bar</li> </ul>
Cable length	10/15/20/30/50/100 m pre-configured; special length upon request
Constructions	<ul style="list-style-type: none"> <li>• wedge sensor for installation on channel bottom</li> <li>• pipe sensor incl. retaining element for installation in pipes</li> </ul>
<b>Flow Velocity Measurement</b>	
Measurement range	-600 cm/s to +600 cm/s
Measurement uncertainty	$\pm 1$ % of final values of measurement range
Zero point drift	absolutely stable zero point
Sonic lobe	$\pm 5$ degrees
<b>Temperature Measurement</b>	
Measurement range	-20° C to +60° C
Measurement uncertainty	$\pm 0.5$ K
<b>Level Measurement - Pressure</b>	
Measurement range	0.005 - 5 m
Zero point drift	max. 0.75 % of final value (0 - 50° C)
Measurement uncertainty (standing medium)	$< 0.5$ % of final value

You can find more information in the instruction manual or on [www.nivus.com](http://www.nivus.com)

<b>NIVUS GmbH</b> <b>Head Office</b> Im Taele 2 75031 Eppingen, Germany Phone: +49(0)726291910 Fax: +49(0)7262919199 info@nivus.com www.nivus.com	<b>NIVUS AG</b> 8750 Glarus, Switzerland Phone: +41(0)556452066 swiss@nivus.com	<b>NIVUS Sp. z o.o.</b> 81-212 Gdynia, Poland Phone: +48(0)587602015 biuro@nivus.pl	<b>NIVUS Ltd.</b> CV33 9BW, Warwickshire, UK Phone: +44(0)1926632470 info-uk@nivus.com	<b>NIVUS Korea Co. Ltd.</b> Incheon, Korea 21984 Phone: +82322098588 korea@nivus.com
<b>NIVUS Austria</b> 3382 Loosdorf, Austria Phone: +43 (0)27545676321 austria@nivus.com	<b>NIVUS France</b> 67870 Bischofsheim, France Phone: +33(0)388999284 info@nivus.fr	<b>NIVUS Middle East (FZE)</b> Sharjah Free Zone, UAE Phone: +9716 5578224 middle-east@nivus.com	<b>NIVUS Vietnam</b> Hanoi, Vietnam Phone: +841204467724 vietnam@nivus.com	