

Industrial Ethernet Switch - FL SWITCH 2105 - 2702665

Please be informed that the data shown in this PDF Document is generated from our Online Catalog. Please find the complete data in the user's documentation. Our General Terms of Use for Downloads are valid (<http://phoenixcontact.com/download>)



Managed Switch 2000, 5 RJ45 ports 10/100/1000 Mbps, degree of protection: IP20

Your advantages

- Suitable for PROFINET and EtherNet/IP™ networks
- Unmanaged Mode
- Easy and fast startup and commissioning with the FL NETWORK MANAGER software
- Configuration memory
- RSTP
- MRP client
- DHCP client, DHCP server (port-based)
- VLANs
- Web-based management, SNMP

Key Commercial Data

Packing unit	1 pc
GTIN	
GTIN	4055626283425
Weight per Piece (excluding packing)	369.000 g
Weight per piece (including packing)	369.000 g
Custom tariff number	85176200
Country of origin	Germany
Sales Key	O1 - Automation Systems
Note	Made to Order (non-returnable)

Technical data

Note

Utilization restriction	EMC: class A product, see manufacturer's declaration in the download area
-------------------------	---

Industrial Ethernet Switch - FL SWITCH 2105 - 2702665

Technical data

Dimensions

Width	45 mm
Height	130 mm
Depth	115 mm

Ambient conditions

Degree of protection	IP20
Ambient temperature (operation)	0 °C ... 60 °C
Ambient temperature (storage/transport)	-40 °C ... 85 °C
Permissible humidity (operation)	10 % ... 95 % (non-condensing)
Permissible humidity (storage/transport)	10 % ... 95 % (non-condensing)
Air pressure (operation)	86 kPa ... 108 kPa (1500 m above sea level)
Air pressure (storage/transport)	86 kPa ... 108 kPa (1500 m above sea level)

Interfaces

Interface 1	Ethernet (RJ45)
No. of ports	5 (RJ45 ports)
Note on the connection method	Auto negotiation and autocrossing
Transmission physics	Copper
Transmission speed	10/100/1000 Mbps
Transmission length	100 m (per segment)
Signal LEDs	Data receive, link status

Function

Basic functions	Store-and-forward switch, complies with IEEE 802.3
Management	Web-based management (HTTP/HTTPS)
	SNMPv1/v2/v3
	Command-line interface (Telnet, SSH)
Diagnostic functions	RMON History
	LLDP (Link Layer Discovery Protocol)
	SNMP-Traps
	N:1-Portmirroring
	ACD (Address Conflict Detection)
Filter functions	Quality of Service (8 priority classes)
	Port-Priorisierung
	VLAN (up to 8 VLANs)
	IGMP Snooping (32 groups)
	IGMP Query
	Auto-Query-Port
	Extended Multicast Filtering
MAC address table	8k
Redundancy	MRP (Media Redundancy Protocol)
	RSTP (Rapid Spanning Tree Protocol)

Industrial Ethernet Switch - FL SWITCH 2105 - 2702665

Technical data

Function

IP parameterization	DHCP-Client
	DHCP server (port based)
	BootP
PROFINET conformance class	Conformance-Class A
Time synchronization	SNTP (Simple Network Time Protocol)
Status and diagnostic indicators	LEDs: US (power supply), 2 LEDs per Ethernet port (Link/Activity and Speed)

Network expansion parameters

Cascading depth	Network, linear, and star structure: any
Maximum conductor length (twisted pair)	100 m

Supply voltage

Supply voltage	24 V DC (single)
Residual ripple	3.6 V _{PP} (within the permitted voltage range)
Supply voltage range	18 V DC ... 32 V DC
Typical current consumption	225 mA (at U _S = 24 V DC)
Max. current consumption	0.35 A (At U _S = 18 V DC and 60°C ambient temperature)
Current consumption	225 mA

General

Mounting type	DIN rail
Type AX	Book type
Net weight	369 g
Housing material	Polycarbonate fiber reinforced
Note	Support by phone or on-site (fee is charged)
MTTF	398.76 Years (SN 29500 standard, temperature 25 °C, operating cycle 21 % (5 days a week, 8 hours a day))
	174.97 Years (SN 29500 standard, temperature 40 °C, operating cycle 34.25 % (5 days a week, 12 hours a day))
	31.76 Years (SN 29500 standard, temperature 55 °C, operating cycle 100 % (7 days a week, 24 hours a day))

Connection data

Connection method	Push-in spring connection
Conductor cross section solid min.	0.25 mm ²
Conductor cross section solid max.	1.5 mm ²
Conductor cross section flexible min.	0.25 mm ²
Conductor cross section flexible max.	1.5 mm ²
Conductor cross section AWG min.	24
Conductor cross section AWG max.	16
Stripping length	9 mm

Standards and Regulations

Electromagnetic compatibility	Conformance with EMC Directive 2014/30/EU
-------------------------------	---

Industrial Ethernet Switch - FL SWITCH 2105 - 2702665

Technical data

Standards and Regulations

Noise emission	EN 61000-6-4
Noise immunity	EN 61000-6-2
Vibration (storage/transport)	2g, criterion 1 according to IEC 60068-2-6
Free from substances that could impair the application of coating	Yes
Vibration (operation)	2g, according to IEC 60068-2-6
UL, USA	UL 61010-1, Ed.3 / UL 61010-2-201, Ed.1
UL, Canada	CSA C22.2 NO.61010-2-201:14, Ed.1 / CSA C22.2 NO.61010-1-12, Ed.3

Environmental Product Compliance

China RoHS	Environmentally friendly use period: unlimited = EFUP-e
	No hazardous substances above threshold values

Classifications

eCl@ss

eCl@ss 4.0	27250501
eCl@ss 4.1	27250501
eCl@ss 5.0	27250501
eCl@ss 5.1	19030100
eCl@ss 6.0	19170100
eCl@ss 7.0	19170106
eCl@ss 8.0	19170106
eCl@ss 9.0	19170106

ETIM

ETIM 3.0	EC000734
ETIM 4.0	EC000734
ETIM 5.0	EC000734
ETIM 6.0	EC000734

UNSPSC

UNSPSC 6.01	43172015
UNSPSC 7.0901	43201404
UNSPSC 11	43172015
UNSPSC 12.01	43201410
UNSPSC 13.2	43222612

Approvals

Approvals

Industrial Ethernet Switch - FL SWITCH 2105 - 2702665

Approvals


Approvals


CC-Link IE Field / UL Listed / cUL Listed / EAC / cULus Listed


Ex Approvals

Approval details

CC-Link IE Field	Ref. No. 100
------------------	--------------

UL Listed		http://database.ul.com/cgi-bin/XYV/template/LISEXT/1FRAME/index.htm	FILE E 238705
-----------	---	---	---------------

cUL Listed		http://database.ul.com/cgi-bin/XYV/template/LISEXT/1FRAME/index.htm	FILE E 238705
------------	--	---	---------------

EAC		RU C- DE.A*30.B01735
-----	---	-------------------------

cULus Listed	
--------------	---

Accessories

Accessories

Drivers and interfaces

Software - FL SNMP OPC SERVER V3 - 2701139



SNMP-OPC server, German and English, for monitoring and configuration of SNMP-capable equipment in HMI and SCADA systems

End block

Industrial Ethernet Switch - FL SWITCH 2105 - 2702665

Accessories

End clamp - E/NS 35 N - 0800886



End clamp, width: 9.5 mm, color: gray

Mounting rail adapter

DIN rail adapter - FL DIN RA - 2891053



The FL DIN RA is installed in a standard, 19-inch rack (EIA-310-D, IEC 60297-3-100) to allow DIN rail mounted equipment to be rack mounted.

Network management software

Software - FL NETWORK MANAGER BASIC - 2702889



FL Network Manager, SNMP-based configuration and firmware update software, for easy startup of Managed Switches

Software - FL VIEW 32 LITE - 2701744



FL VIEW, SNMP-based software in English, for the detection and display of Ethernet networks. 32 nodes (network devices) can be monitored in one Class C subnetwork with this version.

Parameterization memory

Memory - SD FLASH 512MB - 2988146



Program and configuration memory, plug-in, 512 Mbyte.

Industrial Ethernet Switch - FL SWITCH 2105 - 2702665

Accessories

Program / configuration memory - SD FLASH 2GB - 2988162



Program and configuration memory

Patch cable

Patch cable - FL CAT6 PATCH 1,0 - 2891385



Patch cable, CAT6, pre-assembled, 1.0 m

PCB plug

Printed-circuit board connector - FK-MCP 1,5/ 5-ST-3,81GY35BD1-5 - 1015782



PCB connector, number of positions: 5, pitch: 3.81 mm, connection method: Push-in spring connection, color: light gray, contact surface: Tin

MCVW 1,5/ 5-ST-3,81GY7035BD2US - 1034103



PCB connector, number of positions: 5, pitch: 3.81 mm, connection method: Screw connection with tension sleeve, color: light gray, contact surface: Tin

Protective cap

Dust protection - FL RJ45 PROTECT CAP - 2832991



Dust protection caps for RJ45 socket

