

ELR W3- 24DC/500AC- 9I

Order No.: 2297057



<http://eshop.phoenixcontact.co.uk/phoenix/treeViewClick.do?UID=2297057>

"4 in 1" three-phase solid-state reversing contactor with 24 V DC input, 9 A output current and adjustable overload switching



Commercial data	
EAN	4046356170581
Pack	1
Customs tariff	85371099
Weight/Piece	217.18 g
Country of Origin	DE
Catalog page information	Page 164 (IF-2009)

Product notes

WEEE/RoHS-compliant since:
21/06/2007



Please note that the data given here has been taken from the online catalog. For comprehensive information and data, please refer to the user documentation at <http://www.download.phoenixcontact.com>. The General Terms and Conditions of Use apply to Internet downloads.

Technical data

Input data	
Rated control supply voltage U_s	24 V DC
Rated control supply voltage range with reference to U_s	0.8 ... 1.25
Rated control supply current I_s	35 mA
Rated actuating voltage U_c	24 V DC

Rated actuating voltage range with reference to U_c	0.8 ... 1.25
Rated actuating current I_c	3 mA
Switching threshold "0" signal, voltage	9.6 V
Switching threshold "1" signal voltage	19.2 V
Protective circuitry	Polarity protection Parallel polarity protection diode
	Surge protection
Typical response time	< 35 ms
Typical turn-off time	< 40 ms
Operating voltage display	LED green
Status display	Yellow LED
Indication	LED red

Output data, load relay

Output name	AC output
Nominal output voltage	500 V AC
Nominal output voltage range	48 V AC ... 550 V AC
Load current	max. 9 A (see derating curve)
Leakage current	0 mA
Residual voltage	< 0.5 V
Surge current	100 A (t = 10 ms)
Name of protection	Surge protection
Output name	Acknowledge output
Note	Confirmation 01: Floating PDT contact
Nominal output voltage	max. 253 V AC 0% ... 100% (300 V DC)
Residual voltage	< 0.5 V

Output data, signaling contact

Measuring via	Current transformer for line current on L1 and L3
Current range	1 A ... 45 A

Connection data

Type of connection	Screw connection
Conductor cross section solid min.	0.14 mm ²
Conductor cross section solid max.	2.5 mm ²
Conductor cross section stranded min.	0.14 mm ²
Conductor cross section stranded max.	2.5 mm ²

Conductor cross section AWG/kcmil min.	26
Conductor cross section AWG/kcmil max	12
General data	
Width	22.5 mm
Height	114.5 mm
Depth	99 mm
Test voltage input/output	4 kV _{rms}
Ambient temperature (operation)	-25 °C ... 70 °C
Ambient temperature (storage/transport)	-25 °C ... 70 °C
Mounting position	optional (Observe derating)
Assembly instructions	Can be aligned with spacing = 20 mm
Operating mode	100% operating factor
Degree of protection	IP20
Name	Standards/regulations
Standards/regulations	DIN EN 50178
	EN 60947
Name	Power station requirements
Standards/regulations	DWR 1300 / ZXX01/DD/7080.8d
Name	Air and creepage distances between the power circuits
Standards/regulations	DIN EN 50178
Rated surge voltage / insulation	6 kV
Rated insulation voltage	500 V
Pollution degree	2
Surge voltage category	III
Category in acc. with EN 954-1	3

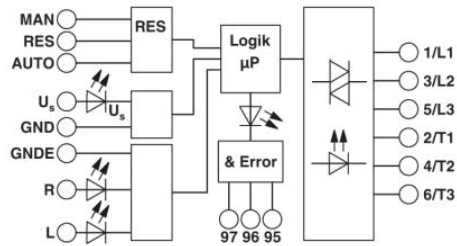
Certificates



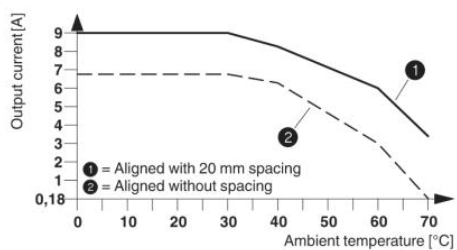
Certification: BV, CB, CUL Listed, GL, LR, UL Listed
 Certification Ex: PTB
 Certifications applied for: UL-EX LIS / CUL-EX LIS

Drawings

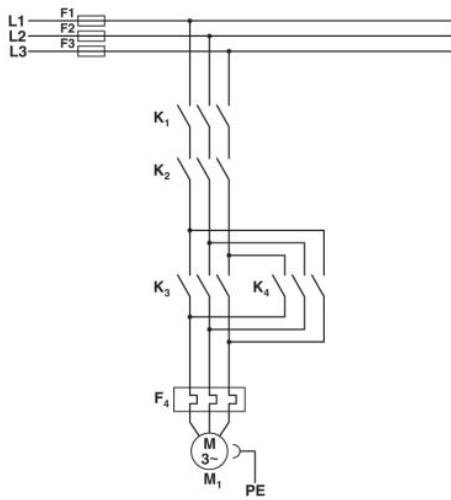
Block diagram



Diagram

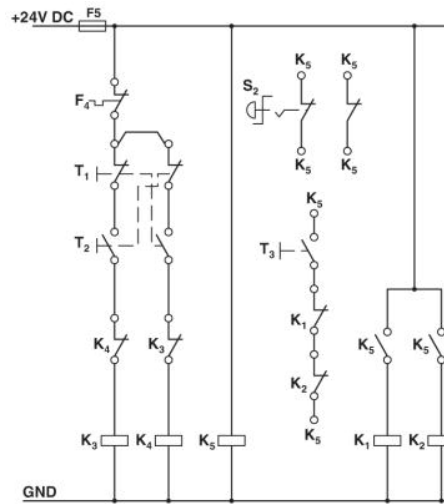


Circuit diagram



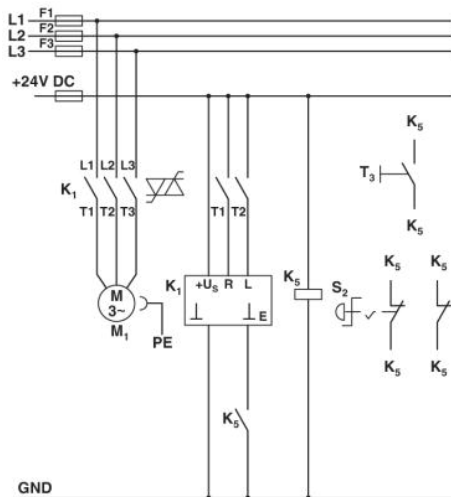
Conventional structure

Main current path for reversing contactor according to category 3
 K1 + K2 = Emergency stop contactor
 K3 = Left contactor
 K4 = Right contactor
 F4 = Motor protection relay



Conventional structure

Control current path for reversing contactor according to category 3
 K1 + K2 = Emergency stop contactor
 K3 = Left contactor
 K4 = Right contactor
 K5 = PSR SCP-24DC.../safety relay
 T1 = Left, T2 = Right, T3 = Reset
 S2 = Emergency stop
 F4 = Motor protection relay



Structure with CONTACTRON

Main and control current path for "4 in 1" hybrid motor starter with reversing function according to category 3
 K1 = "4 in 1" hybrid motor starter with reversing function
 K5 = PSR SCP-24DC.../safety relay
 T1 = Left, T2 = Right, T3 = Reset
 S2 = Emergency stop

Address

PHOENIX CONTACT Ltd
Halesfield 13
Telford / Shropshire / TF7 4PG,England
Phone 01952 681 700
Fax 01952 681 799
<http://www.phoenixcontact.co.uk>



Phoenix Contact Ltd.
Technical modifications reserved;