


# ETD-BL-1T-F-300S

Order No.: 2917502

The figure shows the ETD-BL-1T-F- 10S 2917492 version




<http://eshop.phoenixcontact.co.uk/phoenix/treeViewClick.do?UID=2917502>

Timer relay with flasher function (beginning with pulse) and an adjustable time range (3 s - 300 s), with screw connection



## Commercial data

EAN	 4 046356 367813
Note	Made-to-order
Pack	1
Customs tariff	85364900
Country of Origin	DE
Catalog page information	Page 731 (IF-2011)

## Product notes

WEEE/RoHS-compliant since:  
02/12/2008



Please note that the data given here has been taken from the online catalog. For comprehensive information and data, please refer to the user documentation at <http://www.download.phoenixcontact.com>. The General Terms and Conditions of Use apply to Internet downloads.

## Product description

Compact time relay in the 6.2 mm housing in order to control time sequences.

The time is set on the front side using a labeled knurled wheel which is sunk in order to prevent unintentional adjustment. The time can be set using a screwdriver (blade width 2.5 mm).

The compact time relays are available with varied time ranges as well as with screw and spring-cage connections.

### Technical data

#### Coil side

Input voltage range	24 V DC (19,2 V DC ...30 V DC)
Function	F: Flashing beginning with pulse
Time setting range	3 s ... 300 s

#### Contact side

Contact type	1 floating PDT
Output fuse	6.3 A (fast-blow)

#### General data

Width	6.2 mm
Height	80 mm
Depth	86 mm
Status display	Green LED (POWER) Yellow LED (relay active)
Mechanical service life	Approx. $2 \times 10^7$ cycles
Ambient temperature (operation)	-20 °C ... 65 °C
Ambient temperature (storage/transport)	-25 °C ... 80 °C
Mounting position	Any
Assembly instructions	on standard DIN rail NS 35 in accordance with EN 60715
Color	green
Housing insulation material	Polyamide PA, self-extinguishing
Permissible humidity (operation)	15 % ... 85 %
Rated insulation voltage	300 V AC (According to EN 50178)
Conformance	CE-compliant
ATEX	Ex II 3 G Ex nAC II T4 X
UL, USA / Canada	UL/C-UL listed UL 508
GL	GL EMC 1 C

#### Connection data

Conductor cross section stranded min.	0.14 mm <sup>2</sup>
Conductor cross section stranded max.	2.5 mm <sup>2</sup>
Conductor cross section solid min.	0.14 mm <sup>2</sup>
Conductor cross section solid max.	2.5 mm <sup>2</sup>
Conductor cross section AWG/kcmil min.	26

Conductor cross section AWG/kcmil max	14
Stripping length	8 mm
Connection method	Screw connection

**Control contact**

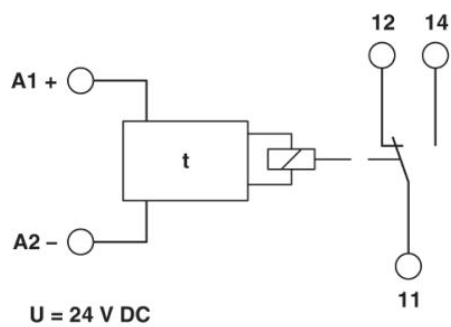
Control pulse length	min. 50 ms
----------------------	------------

**Certificates**

Certification CUL Listed, GL, UL Listed


**Drawings**

Block diagram



Connection data incl. use groups

---



**Address**

PHOENIX CONTACT Ltd  
Halesfield 13  
Telford / Shropshire / TF7 4PG,England  
Phone 01952 681 700  
Fax 01952 681 799  
<http://www.phoenixcontact.co.uk>



Phoenix Contact Ltd.  
Technical modifications reserved;