

IB IL AI 4/U-PAC


Order No.: 2700459

The figure shows version: IB IL AI 4/I-PAC



<http://catalog.phoenixcontact.net/phoenix/treeViewClick.do?UID=2700459>

Inline analog input terminal, complete with accessories (plug and labeling field), inputs: 0-10 V, ± 10 V, 2-wire connection method

Commercial data	
EAN	 4 046356 566537
sales group	K412
Pack	1 Pcs.
Customs tariff	85389091
Gross weight in pieces	0.088 KG
Net weight per piece	0.088 KG
Catalog page information	Page 213 (CAT-8-2013)

Product notes

WEEE/RoHS-compliant since:
06/03/2010



<http://www.download.phoenixcontact.com>
Please note that the data given here has been taken from the online catalog. For comprehensive information and data, please refer to the user documentation. The General Terms and Conditions of Use apply to Internet downloads.

Technical data	
Dimensions	
Width	12.2 mm
Height	119.8 mm
Depth	71.5 mm
Note on dimensions	Housing dimensions

General data

Weight	66 g
Note on weight specifications	With connector
Mounting type	DIN rail
Ambient temperature (operation)	-25 °C ... 55 °C
Ambient temperature (storage/transport)	-25 °C ... 85 °C
Permissible humidity (operation)	10 % ... 95 % (according to DIN EN 61131-2)
Permissible humidity (storage/transport)	10 % ... 95 % (according to DIN EN 61131-2)
Air pressure (operation)	70 kPa ... 106 kPa (up to 3000 m above sea level)
Air pressure (storage/transport)	70 kPa ... 106 kPa (up to 3000 m above sea level)
Degree of protection	IP20
Protection class	III, IEC 61140, EN 61140, VDE 0140-1
Test section	5 V supply, incoming remote bus/7.5 V supply (bus logics) 500 V AC 50 Hz 1 min
	5 V supply, outgoing remote bus/7.5 V supply (bus logics) 500 V AC 50 Hz 1 min
	7.5 V supply (bus logic), 24 V supply U_{ANA} / I/O 500 V AC 50 Hz 1 min
	7.5 V supply (bus logic), 24 V supply U_{ANA} /functional earth ground 500 V AC 50 Hz 1 min
	I/O / functional earth ground 500 V 50 Hz 1 s
Conformance with EMC directives	Noise immunity test in accordance with EN 61000-6-2 Electrostatic discharge (ESD) EN 61000-4-2/IEC 61000-4-2 Criterion B; 6 kV contact discharge, 8 kV air discharge
	Noise immunity test in accordance with EN 61000-6-2 Electromagnetic fields EN 61000-4-3/IEC 61000-4-3 Criterion A; Field intensity: 10 V/m
	Noise immunity test in accordance with EN 61000-6-2 Fast transients (burst) EN 61000-4-4/IEC 61000-4-4 Criterion B, 2 kV
	Noise immunity test in accordance with EN 61000-6-2 Transient surge voltage (surge) EN 61000-4-5/IEC 61000-4-5 Criterion B; supply lines DC: ± 1 kV/ ± 1 kV (symmetrical/asymmetrical); shielded I/O cables: ± 1 kV
	Noise immunity test in accordance with EN 61000-6-2 Conducted interference EN 61000-4-6/IEC 61000-4-6 Criterion A; Test voltage 10 V
	Noise emission test according to EN 61000-6-3 Radio interference properties EN 55022 Class A

Diagnostics messages	Failure of the internal I/O supply I/O error message sent to the bus coupler
	I/O supply failure Message in the diagnostic code (in the IB IL format)
	Overrange or underrange Message in the diagnostic code (in the IB IL format)
	Configuration invalid Message in the diagnostic code (in the IB IL format)

Interface

Fieldbus system	Lokalbus
Name	Inline local bus
Connection method	Inline data jumper
Transmission speed	500 kbps
	500 kBit/s
Transmission physics	Copper

Power supply for module electronics

Communications power U_L	7.5 V (via voltage jumper)
----------------------------	----------------------------

Inline potentials

Communications power U_L	7.5 V DC (via voltage jumper)
Current consumption from U_L	typ. 55 mA
I/O supply voltage U_{ANA}	24 V DC
Current consumption from U_{ANA}	typ. 30 mA
Power consumption	typ. 0.94 W (total)

Analog inputs

Number of inputs	4 (differential inputs, voltage)
Connection method	2-wire
Input name	Analog inputs
A/D conversion time	max. 6.5 μ s
Resolution A/D	12 bit
Type of protection	Overload protection
Protective circuit/component	\pm 30 V DC, maximum
Data formats	IB IL, S7-compatible
Measured value resolution	12 bits (11 bits + sign bit)
Measured value representation	12 bits (11 bits + sign bit)

Voltage input signal	0 V ... 10 V
	-10 V ... 10 V
Filtering	None or mean-value generation over 4, 16, or 32 measured values
Number of inputs	4 (differential inputs, voltage)
Open circuit response	Goes to 0 V
Voltage input signal	0 V ... 10 V (Default)
	-10 V ... 10 V
Input resistance of voltage input	typ. 324 kΩ
Common mode voltage range signal - ground	max. 50 V

Certificates / Approvals



Certification cULus Listed

Certifications applied for:

Certification Ex:

Accessories

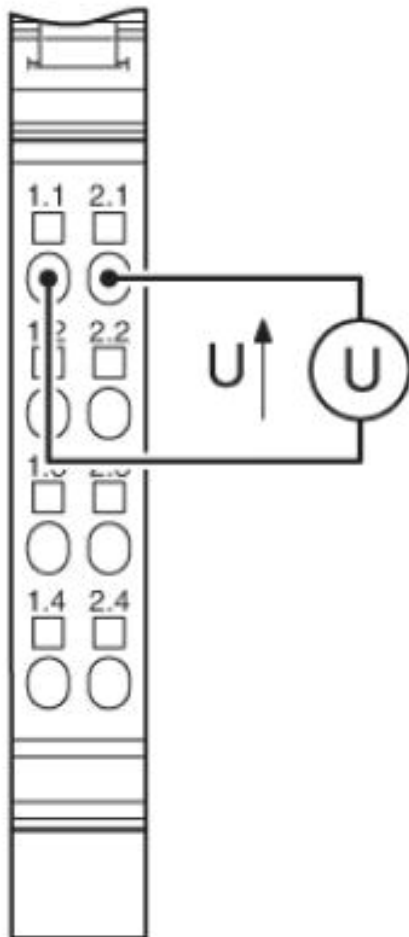
Item	Designation	Description
Assembly		
3025341	AB-SK	Support bracket for busbars
3026489	AB-SK 65	Support bracket, Bracket for busbars, set every 20 cm, Length: 95.5 mm, Width: 6.2 mm, Color: gray
3026476	AB-SK/E	Support bracket, Bracket for busbars, set every 20 cm, Length: 10 mm, Width: 56 mm, Height: 20 mm, Color: silver
0402174	NLS-CU 3/10 SN 1000MM	PEN conductor busbar, 3mm x 10 mm, length: 1000 mm
3025163	SK 8	Shield connection clamp, for shield on busbars, contact resistance < 1 mOhm
3025176	SK 14	Shield connection clamp, for shield on busbars, contact resistance < 1 mOhm
3025189	SK 20	Shield connection clamp, for shield on busbars, contact resistance < 1 mOhm
3026463	SK 35	Shield connection clamp, for shield on busbars, contact resistance < 1 mOhm

General

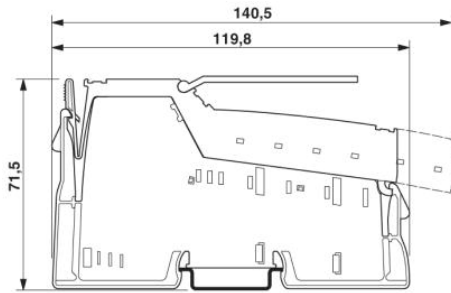
0404017	AK 4	Connection terminal block, Connection method Screw connection, Load current : 41 A, Cross section: 0.5 mm ² - 6 mm ² , Width: 7 mm, Color: silver
0421032	AKG 4 BK	Connection terminal block, Connection method Screw connection, Load current : 41 A, Cross section: 0.5 mm ² - 6 mm ² , Width: 7 mm, Color: black
0421029	AKG 4 GNYE	Connection terminal block, Connection method Screw connection, Load current : 41 A, Cross section: 0.5 mm ² - 6 mm ² , Width: 7 mm, Color: green-yellow

Drawings

Connection diagram



Dimensioned drawing



Address

PHOENIX CONTACT Deutschland GmbH
Flachmarktstr. 8
32825 Blomberg, Germany
Phone +49 5235 3 12000
Fax +49 5235 3 41200
<http://www.phoenixcontact.de>



© 2012 Phoenix Contact
Technical modifications reserved;