

Inline function terminal - IB IL RS 485/422-PAC - 2861933

Please be informed that the data shown in this PDF Document is generated from our Online Catalog. Please find the complete data in the user's documentation. Our General Terms of Use for Downloads are valid (<http://download.phoenixcontact.com>)

Inline RS-485/422 function terminal block, complete with accessories (plug and labeling field), 1 serial input and output channel



Product description

The IB IL RS 485/422 INTERBUS Inline function terminal with standard interface RS-485/ 422 is a communications terminal which allows intelligent I/O devices with a corresponding serial interface to operate on the INTERBUS system.

During data transmission, you can choose between two different protocols and two different operating modes. If only one I/O device is connected, the full duplex mode (RS-422) must be set. In the half duplex mode an RS-485 network can be established.

The terminal block is configured through INTERBUS. Two words are available for each input parameter and output parameter data in the PCP channel. Parity, data bits and stop bits and a transmission speed up to 19200 baud can be configured.

The terminal block also has a process data input word (status word) and output word (control word). The transmitted data is temporarily stored in a 1 Kbyte buffer and the received data in a 4 kbyte buffer.

To guarantee data exchange, a software handshake can be programmed for the mutual signaling of "clear to send" and "clear to receive".

The INTERBUS Inline function terminals can be labeled using hinged labeling fields. The fields have insert cards that can be labeled individually to suit the application. Additionally, there is the ZBFM-6... Zack strip for labeling the terminal points.

Why buy this product

- 1 serial input and output channel as RS-485 or RS-422 version
- Various protocols supported
- Transmission speeds can be set up to 38400 Baud
- Number of data bits, stop bits and parity can be set
- 4 kbyte receive buffer and 1 kbyte transmit buffer
- Diagnostic and status indicators



Key commercial data

Packing unit	1 PCE
GTIN	4 017918 894627
Weight per Piece (excluding packing)	163.6 GRM
Weight per piece (including packing)	171.5 GRM
Custom tariff number	85389091
Country of origin	Germany
Sales Key	O1 - Automatation Systems

Inline function terminal - IB IL RS 485/422-PAC - 2861933

Technical data

Dimensions

Width	24.4 mm
Height	136.8 mm
Depth	71.5 mm

General

Number of connectors	2
Color	green
Weight	135 g
Mounting type	DIN rail
Ambient temperature (operation)	-25 °C ... 55 °C
Ambient temperature (storage/transport)	-25 °C ... 85 °C
Permissible humidity (operation)	75 % ... 85 % (in the range of -25°C ... +55°C, appropriate measures against increased humidity (> 85%) must be taken.)
Permissible humidity (storage/transport)	75 % ... 85 % (Slight temporary condensation may sometimes appear on the housing, e.g. when the terminal block is brought out of a vehicle into an enclosed room.)
Degree of protection	IP20
Protection class	III, IEC 61140, EN 61140, VDE 0140-1

Interfaces

Interface	Inline local bus
Connection method	Inline data jumper
Transmission speed	500 kBit/s
Interface	RS-422/485
Connection method	Spring-cage connection
Transmission speed	110 Bit/s ... 38400 Bit/s (configurable)
Transmission physics	Copper
Input buffer	4 kByte
Output buffer	1 kByte
Data bits	7 or 8
Stop bits	1 or 2

Power supply

Typical current consumption	170 mA
I/O voltage	24 V DC (via voltage jumper)
I/O voltage range	19.2 V DC ... 30 V DC (including all tolerances, including ripple)

Serial input/output channel

Parity	Even, odd or no parity
Transmission type	Transparent mode, end-end mode, dual buffer mode, 3964R, XON/XOFF, Modbus RTU / ASCII

Inline potentials

Communications power U_L	7.5 V (via voltage jumper)
----------------------------	----------------------------

Inline function terminal - IB IL RS 485/422-PAC - 2861933

Technical data

Inline potentials

Current consumption from U _L	typ. 170 mA
	max. 260 mA (all connections of the serial interface are short-circuited)

Electrical isolation

Test section	5 V supply, incoming remote bus/7.5 V supply (bus logics) 500 V AC 50 Hz 1 min
	5 V supply, outgoing remote bus/7.5 V supply (bus logics) 500 V AC 50 Hz 1 min
	RS-485/422 interface / 7.5 V supply (bus logics) 500 V AC 50 Hz 1 min
	RS-485/422 interface / 24 V supply (I/O) 500 V AC 50 Hz 1 min
	RS-485/422 interface / functional earth ground 500 V AC 50 Hz 1 min
	7.5 V supply (bus logics)/24 V supply (I/O) 500 V AC 50 Hz 1 min
	7.5 V supply (bus logics) / functional earth ground 500 V AC 50 Hz 1 min
	24 V supply (I/O) / functional earth ground 500 V AC 50 Hz 1 min

Classifications

eCl@ss

eCl@ss 4.0	27250304
eCl@ss 4.1	27250203
eCl@ss 5.0	27250304
eCl@ss 5.1	27242605
eCl@ss 6.0	27242605
eCl@ss 7.0	27242605
eCl@ss 8.0	27242605

ETIM

ETIM 2.0	EC001434
ETIM 3.0	EC001604
ETIM 4.0	EC001604
ETIM 5.0	EC001604

UNSPSC

UNSPSC 6.01	43172015
UNSPSC 7.0901	43201404
UNSPSC 11	43172015
UNSPSC 12.01	43201404
UNSPSC 13.2	43201404

Approvals

Approvals

Inline function terminal - IB IL RS 485/422-PAC - 2861933

Approvals


Approvals


UL Recognized / cUL Recognized / GOST / LR / GL / BV / DNV / ABS / RINA / GL-SW / BSH / UL Recognized / cUL Recognized / GOST / LR / GL / BV / DNV / ABS / RINA / GL-SW / BSH / cULus Recognized / GL


Ex Approvals

Approvals submitted

Approval details

UL Recognized 

cUL Recognized 

GOST 

LR

GL

BV

DNV

ABS


RINA


GL-SW

BSH

Inline function terminal - IB IL RS 485/422-PAC - 2861933

Approvals

UL Recognized 

cUL Recognized 

GOST 

LR

GL

BV

DNV

ABS

RINA

GL-SW

BSH

cULus Recognized 

GL

Accessories

Accessories

Connector set

Inline function terminal - IB IL RS 485/422-PAC - 2861933

Accessories

Connector set - IB IL AO/CNT-PLSET - 2732664



Connector set

Labeling panel

Labeling field - IB IL FIELD 2 - 2727501

Labeling field, width: 12.2 mm



Plug

Inline shield connector - IB IL SCN-6 SHIELD - 2726353



Inline shield connector

Terminal marking

Insert strip - ESL 62X10 - 0809492

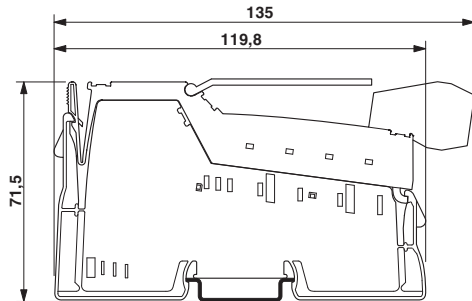
Insert strip, Sheet, white, Unlabeled, Can be labeled with: Office printing systems, Plotter: Laser printer, Mounting type: Insert, Lettering field: 62 x 10 mm



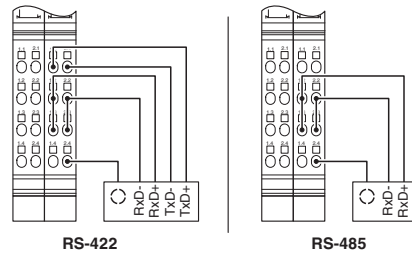
Drawings

Inline function terminal - IB IL RS 485/422-PAC - 2861933

Dimensioned drawing



Connection diagram



Block diagram

