

Wireless set - ILB BT ADIO MUX-OMNI - 2884208


Please be informed that the data shown in this PDF Document is generated from our Online Catalog. Please find the complete data in the user's documentation. Our General Terms of Use for Downloads are valid (<http://download.phoenixcontact.com>)



Wireless MUX set, consisting of 2 modules with 16 digital and 2 analog inputs and outputs each (4-20 mA, 0-10 V), omnidirectional antennas with 1.5 m cable, maximum emitted transmission power of 20 dBm, approvals for countries, supply voltage 24 V DC



Key commercial data

Packing unit	1 PCE
GTIN	 4 046356 049597
Weight per Piece (excluding packing)	885.0 GRM
Weight per piece (including packing)	885.0 GRM
Custom tariff number	85176200
Country of origin	Germany
Sales Key	O1 - Automatisation Systems

Technical data

Dimensions

Width	95 mm
Height	119.8 mm
Depth	55 mm

Ambient conditions

Ambient temperature (operation)	-25 °C ... 60 °C
Permissible humidity (operation)	95 % (no condensation)
Permissible humidity (storage/transport)	95 %
Air pressure (operation)	795 hPa ... 1080 hPa (up to 2000 m above mean sea level)
Degree of protection	IP20

Wireless interface

Name	Bluetooth
Wireless standard	Bluetooth 1.2

Wireless set - ILB BT ADIO MUX-OMNI - 2884208

Technical data

Wireless interface

Antenna connection method	MCX (female)
Frequency range	2.402 GHz ... 2.48 GHz (ISM bandwidth)
Transmission power	16 dBm (40 mW, controlled automatically)

Antenna

Assembly instructions	OMNI omnidirectional antenna, 2 dBi, Lambda/2, with fixing bracket, 1.5 m cable
Number	1
Connection method	MCX (male)

Power supply for module electronics

Connection method	Inline plugs
Supply voltage	24 V DC
Supply voltage range	19.2 V DC ... 30 V DC (including ripple)
Supply current	< 100 mA

Digital inputs

Input name	Digital inputs
Connection method	Spring-cage connection
	1-wire
Number of inputs	16
Filter time	500 µs
Input characteristic curve	IEC 61131-2 type 1

Digital outputs

Output name	Digital outputs
Connection method	Spring-cage connection
	1-wire
Number of outputs	16
Protective circuit	Short-circuit protection, overload protection, protected against reverse voltages
Maximum output current per channel	500 mA

Analog inputs

Number of inputs	2
Input name	Analog inputs
Measured value resolution	12 bits
Current input signal	0 mA ... 20 mA
Voltage input signal	0 V ... 10 V

Analog outputs

Number of outputs	2
Output name	Analog outputs
DAC resolution	12 Bit
Current output signal	0 mA ... 20 mA

Wireless set - ILB BT ADIO MUX-OMNI - 2884208

Technical data

Analog outputs

Voltage output signal	0 V ... 10 V
-----------------------	--------------

General

Weight	1200 g
Mounting type	DIN rail
Protection class	III, IEC 61140, EN 61140, VDE 0140-1
Mechanical tests	Shock in acc. with EN 60068-2-27/IEC 60068-2-27 25g Vibration resistance in acc. with EN 60068-2-6/IEC 60068-2-6 5g
Diagnostics messages	Short-circuit / overload of the digital outputs LED Wireless connection FS LED Logic and actuator voltage LED Link quality of the wireless connection 4 LEDs
Wireless licences	Australia (Special rule: Please contact the Product Manager) Belgium Bulgaria Denmark Germany Estonia Finland France Greece Great Britain Ireland Iceland Israel Italy Japan Canada Latvia Liechtenstein Lithuania Luxembourg Malta The Netherlands Norway Austria Peru (Special rule: Please contact the Product Manager) Poland Portugal Romania Russia (Special rule: Please contact the Product Manager)

Wireless set - ILB BT ADIO MUX-OMNI - 2884208

Technical data

General

	Sweden
	Switzerland
	Singapore
	Slovakia
	Slovenia
	Spain
	South Africa
	Czech Republic
	Turkey
	Hungary
	USA
	Cyprus (rep.)

Classifications

eCl@ss

eCl@ss 4.0	27250302
eCl@ss 4.1	27250302
eCl@ss 5.0	27250302
eCl@ss 5.1	27242604
eCl@ss 6.0	27242602
eCl@ss 7.0	27242602
eCl@ss 8.0	27242602

ETIM

ETIM 2.0	EC001430
ETIM 3.0	EC001599
ETIM 4.0	EC001599
ETIM 5.0	EC001599

UNSPSC

UNSPSC 6.01	20142601
UNSPSC 7.0901	20142601
UNSPSC 11	20142601
UNSPSC 12.01	20142601
UNSPSC 13.2	20142601

Approvals

Approvals

Wireless set - ILB BT ADIO MUX-OMNI - 2884208

Approvals


Approvals

UL Recognized / cUL Recognized / cULus Recognized


Ex Approvals

Approvals submitted

Approval details

UL Recognized 

cUL Recognized 

cULus Recognized 

Accessories

Accessories

End block

End clamp - CLIPFIX 35-5 - 3022276



Quick mounting end clamp for NS 35/7,5 DIN rail or NS 35/15 DIN rail, with marking option, with parking option for FBS...5, FBS...6, KSS 5, KSS 6, width: 5.15 mm, color: gray

End clamp - CLIPFIX 35-5 - 3022276



Quick mounting end clamp for NS 35/7,5 DIN rail or NS 35/15 DIN rail, with marking option, with parking option for FBS...5, FBS...6, KSS 5, KSS 6, width: 5.15 mm, color: gray

Wireless set - ILB BT ADIO MUX-OMNI - 2884208

Accessories

Labeling panel

Labeling field - IB IL FIELD 2 - 2727501

Labeling field, width: 12.2 mm



Simulation software

Software - FL WST BASIC DEMO - 2692377



Simulation software for supporting the planning of wireless systems in industrial environments. Their functionality is limited with regard to the memory options as compared with the full version FL WST BASIC.

Software - FL WST BASIC - 2692254



Simulation software for supporting the planning of wireless systems in industrial environments. Thus, the later number and position of wireless components can be estimated and the quality of the radio coverage simulated.

Terminal marking

Insert strip - ESL 62X10 - 0809492



Insert strip, Sheet, white, Unlabeled, Can be labeled with: Office printing systems, Plotter: Laser printer, Mounting type: Insert, Lettering field: 62 x 10 mm

Flat zack marker sheet - ZBFM 6/WH:UNBEDRUCKT - 0803618



Flat zack marker sheet, Sheet, white, Unlabeled, Can be labeled with: Plotter, Mounting type: Snap into flat marker groove, For terminal block width: 6.2 mm, Lettering field: 5 x 5.5 mm

