

# Uninterruptible power supply - MINI-DC-UPS/24DC/2 - 2866640

Please be informed that the data shown in this PDF Document is generated from our Online Catalog. Please find the complete data in the user's documentation. Our General Terms of Use for Downloads are valid (<http://download.phoenixcontact.com>)



Uninterruptible power supply with integrated power supply unit, 2 A, in combination with MINI-BAT/24/DC 0.8 AH or 1.3 AH

## Product description


Especially compact and easy-to-use, the new MINI-DC-UPS/24 DC/2 is a combination of the power supply unit and an uninterruptible power supply in the conventional ME housing. It secures the operation of all connected 24 V consumers in the electrical systems both in the case of an error-free supply network and in the event of mains interferences.

The combined solution enables a slim design with dimensions of 67.5 x 99 x 107 mm. The wide-range input allows input voltages between 85 V AC and 264 V AC; 2 A is provided at the output with a regulated and adjustable output voltage between 22.5 V DC and 29.5 V DC. The rechargeable battery module supplies an output voltage between 27.9 V DC and 19.2 V DC in the buffer mode. A 0.8 Ah or a 1.3 Ah rechargeable battery module is used depending on the required buffer time: The module thus supplies 2 A for five minutes with the 0.8 Ah rechargeable battery module or 2 A for 20 minutes with the 1.3 Ah rechargeable battery module. The buffer time varies depending on the load current.

The system availability is increased using extensive signaling through control lamps and active switching outputs. The charging process of the rechargeable battery module, the operational readiness, the buffer mode and the alarm messages are displayed before the rechargeable battery module is discharged. The service life of the rechargeable battery module can be increased by optimum battery management; for example, a temperature-compensated charging protects the rechargeable battery module at high ambient temperatures. An integrated timeout minimizes installation costs considerably.



## Key commercial data

Packing unit	1 pc
GTIN	 4 046356 113533
Weight per Piece (excluding packing)	495.5 g
Weight per piece (including packing)	495.5 g
Custom tariff number	85371091
Country of origin	China
Sales Key	H1 - Power supply units

## Technical data

### Dimensions

Width	67.5 mm
Height	99 mm
Depth	107 mm

### Ambient conditions

# Uninterruptible power supply - MINI-DC-UPS/24DC/2 - 2866640

## Technical data

### Ambient conditions

Degree of protection	IP20
Ambient temperature (operation)	-25 °C ... 70 °C (> 60 °C derating)
Ambient temperature (storage/transport)	-40 °C ... 85 °C
Max. permissible relative humidity (operation)	95 % (at 25 °C, non-condensing)
Noise immunity	EN 61000-6-2:2005

### Input data

Input voltage range	85 V AC ... 264 V AC
	100 V DC ... 350 V DC
	0.6 A
	0.85 A (230 V AC)
	1.1 A
	1.5 A (120 V AC)
Inrush surge current	< 34 A (< 1.1 A <sup>2</sup> s)
Power failure bypass	(see diagram)
Buffer period	20 min (2 A)
Input fuse	3.15 A (slow-blow, internal)
Power factor (cos phi)	approx. 0.5
Protective circuit/component	Varistor

### Output data

Nominal output voltage	24 V DC (AC input voltage available: 22.5 to 29.5 V DC, AC input voltage not available: 27.9 to 19.2 V DC)
Setting range of the output voltage	22.5 V DC ... 29.5 V DC (normal mode; in the buffer mode, dependent on a battery voltage of 27.9 V DC ... 19.2 V DC)
Output current	2 A
Derating	60 °C ... 70 °C (2.5%/K)
Connection in parallel	No
Connection in series	Yes
Max. capacitive load	Unlimited
Control deviation	< 1 % (change in load, static 10 % ... 90 %)
Residual ripple	< 50 mV <sub>PP</sub>
Peak switching voltages nominal load	< 100 mV <sub>PP</sub>
Maximum power dissipation NO-Load	3.8 W
Power loss nominal load max.	15 W

### General

Net weight	0.45 kg
Memory medium	External, battery 0.8 Ah / 1.3 Ah
Efficiency	> 83 %
Insulation voltage input/output	4 kV (type test)
	2 kV (routine test)
Protection class	II (in closed control cabinet)

# Uninterruptible power supply - MINI-DC-UPS/24DC/2 - 2866640

## Technical data

### General

MTBF (IEC 61709, SN 29500)	> 728579 h
Mounting position	horizontal DIN rail NS 35, EN 60715
Assembly instructions	Can be aligned: Horizontally 0 mm, vertically 50 mm
Electromagnetic compatibility	Conformance with EMC Directive 2004/108/EC
Noise emission	EN 50081-2
Low Voltage Directive	Conformance with LV directive 2006/95/EC
Standard – Electrical equipment of machines	EN 60204
Standard - Electrical safety	EN 60950-1/VDE 0805 (SELV)
	EN 61558-2-17
Standard – Electronic equipment for use in electrical power installations and their assembly into electrical power installations	EN 50178/VDE 0160 (PELV)
Standard – Safety extra-low voltage	EN 60950-1 (SELV)
	EN 60204 (PELV)
Standard - Safe isolation	DIN VDE 0100-410
	DIN VDE 0106-1010
Standard – Protection against shock currents, basic requirements for protective separation in electrical equipment	DIN VDE 0106-101
UL approvals	UL Listed UL 508
	UL/C-UL Recognized UL 60950
	UL ANSI/ISA-12.12.01 Class I, Division 2, Groups A, B, C, D (Hazardous Location)

### Connection data, input

Connection method	Pluggable COMBICON screw connections,
Conductor cross section solid min.	0.2 mm <sup>2</sup>
Conductor cross section solid max.	2.5 mm <sup>2</sup>
Conductor cross section stranded min.	0.2 mm <sup>2</sup>
Conductor cross section stranded max.	2.5 mm <sup>2</sup>
Conductor cross section AWG/kcmil min.	24
Conductor cross section AWG/kcmil max	12
Stripping length	8 mm
Screw thread	M3

### Connection data, output

Connection method	Pluggable COMBICON screw connections,
Conductor cross section solid min.	0.2 mm <sup>2</sup>
Conductor cross section solid max.	2.5 mm <sup>2</sup>
Conductor cross section stranded min.	0.2 mm <sup>2</sup>
Conductor cross section stranded max.	2.5 mm <sup>2</sup>
Conductor cross section AWG/kcmil min.	24
Conductor cross section AWG/kcmil max	12
Stripping length	8 mm

# Uninterruptible power supply - MINI-DC-UPS/24DC/2 - 2866640

## Technical data

### Signaling

Output name	Active (high = buffer module is loaded)
Output description	Power Good
Maximum switching voltage	≤ 24 V
Output voltage	+ 24 V
Continuous load current	≤ 20 mA
Status display	LED "Power Good", green
Note on status display	Buffer module is loaded: LED ON
Conductor cross section solid min.	0.2 mm <sup>2</sup>
Conductor cross section solid max.	2.5 mm <sup>2</sup>
Conductor cross section stranded min.	0.2 mm <sup>2</sup>
Conductor cross section stranded max.	2.5 mm <sup>2</sup>
Conductor cross section AWG/kcmil min.	24
Conductor cross section AWG/kcmil max.	12
Tightening torque, min	0.5 Nm
Tightening torque max	0.6 Nm
Screw thread	M3
Output name	Alarm
Output description	Relay output
Maximum switching voltage	≤ 24 V
Output voltage	24 V
Continuous load current	≤ 200 mA
Status display	LED red
Note on status display	Malfunction/alarm: LED permanently lit
Output name	Battery charge
Output description	Relay output
Maximum switching voltage	≤ 24 V
Output voltage	24 V
Continuous load current	≤ 200 mA
Status display	LED yellow, flashing
Note on status display	Battery charge/battery is being charged: LED flashing
Output name	Battery mode
Output description	Relay output
Type of signaling	LED, active switching output
Maximum switching voltage	≤ 24 V
Output voltage	24 V
Continuous load current	≤ 200 mA
Status display	Yellow LED
Note on status display	Battery mode/buffer mode: LED permanently lit

# Uninterruptible power supply - MINI-DC-UPS/24DC/2 - 2866640

## Classifications

### eCl@ss

eCl@ss 4.0	27040603
eCl@ss 4.1	27040603
eCl@ss 5.0	27040603
eCl@ss 5.1	27040603
eCl@ss 6.0	27040603
eCl@ss 7.0	27040603
eCl@ss 8.0	27040603

### ETIM

ETIM 2.0	EC000382
ETIM 3.0	EC000382
ETIM 4.0	EC000382
ETIM 5.0	EC000382

### UNSPSC

UNSPSC 6.01	30211510
UNSPSC 7.0901	39121011
UNSPSC 11	39121011
UNSPSC 12.01	39121011
UNSPSC 13.2	39121011

## Approvals

### Approvals

---

#### Approvals

UL Recognized / UL Listed / cUL Recognized / cULus Recognized

---

#### Ex Approvals

UL Listed / cUL Listed / cULus Listed

---

#### Approvals submitted

---


### Approval details

UL Recognized
---------------

## Uninterruptible power supply - MINI-DC-UPS/24DC/2 - 2866640

### Approvals

UL Listed 

cUL Recognized 

cULus Recognized 

### Accessories

#### Accessories

#### Battery unit

Power storage devices - MINI-BAT/24DC/0.8AH - 2866666



Power storage device, lead AGM, VRLA technology, 24 V DC, 0.8 Ah.

Power storage devices - MINI-BAT/24DC/1.3AH - 2866417

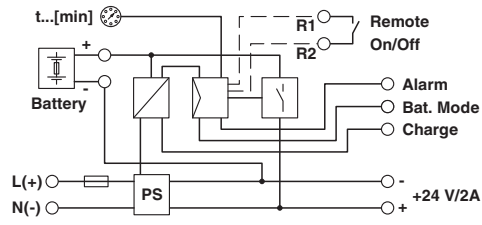


Power storage device, lead AGM, VRLA technology, 24 V DC, 1.3 Ah.

### Drawings

# Uninterruptible power supply - MINI-DC-UPS/24DC/2 - 2866640

Block diagram



Diagram

