

Power supply unit - MINI-PS-100-240AC/10-15DC/8 - 2866297

Please be informed that the data shown in this PDF Document is generated from our Online Catalog. Please find the complete data in the user's documentation. Our General Terms of Use for Downloads are valid (<http://download.phoenixcontact.com>)

DIN rail power supply unit, primary-switched mode, slim design, output: 10-15 V DC / 8 A




Why buy this product

- Easy-maintenance connection technology thanks to keyed COMBICON connectors
- Remote monitoring of output voltage via switching output



Key commercial data

Packing unit	1 pc
GTIN	 4 017918 975036
Weight per Piece (excluding packing)	560.8 g
Weight per piece (including packing)	574.7 g
Custom tariff number	85044030
Country of origin	China
Sales Key	H1 - Power supply units

Technical data

Dimensions

Width	67.5 mm
Height	99 mm
Depth	107 mm

Ambient conditions

Degree of protection	IP20
Ambient temperature (operation)	-25 °C ... 70 °C (> 60 °C derating)
Ambient temperature (storage/transport)	-40 °C ... 85 °C
Max. permissible relative humidity (operation)	≤ 95 % (at 25 °C, non-condensing)
Noise immunity	EN 61000-6-2:2005

Input data

Power supply unit - MINI-PS-100-240AC/10-15DC/8 - 2866297

Technical data

Input data

Input voltage range	85 V AC ... 264 V AC
	90 V DC ... 350 V DC
AC frequency range	45 Hz ... 65 Hz
Current consumption	1.3 A (120 V AC)
	0.8 A (230 V AC)
	1.3 A (90 V DC)
	0.4 A (350 V DC)
Inrush surge current	< 15 A (typical)
Power failure bypass	> 20 ms (120 V AC)
	> 20 ms (230 V AC)
Input fuse	3.15 A (slow-blow, internal)

Output data

Nominal output voltage	12 V DC \pm 1%
	10 V DC \pm 1%
	15 V DC \pm 1%
Setting range of the output voltage	10 V DC ... 15 V DC (> 12 V constant capacity)
Output current	8 A (-25 °C ... 60 °C)
	6.6 A (with POWER BOOST, -25 °C ... 40 °C permanent)
Derating	60 °C ... 70 °C (2.5%/K)
Connection in parallel	Yes, for assembling redundant systems and increasing efficiency
Connection in series	Yes
Residual ripple	< 40 mV _{PP} (20 MHz)
Peak switching voltages nominal load	< 100 mV _{PP} (20 MHz)
Maximum power dissipation NO-Load	< 2.5 W
Power loss nominal load max.	< 12 W

General

Net weight	0.4 kg
Operating voltage display	Green LED
Efficiency	> 88 % (for 230 V AC and nominal values)
Insulation voltage input/output	3 kV (type test)
	3 kV (Routine test)
Protection class	II (in closed control cabinet)
MTBF (IEC 61709, SN 29500)	> 984000 h (According to EN 29500)
Mounting position	horizontal DIN rail NS 35, EN 60715
Assembly instructions	Can be aligned: Horizontally 0 mm, vertically 50 mm
Electromagnetic compatibility	Conformance with EMC Directive 2004/108/EC
Noise emission	EN 50081-2
Low Voltage Directive	Conformance with LV directive 2006/95/EC
Standard – Electrical equipment of machines	EN 60204
Standard - Electrical safety	EN 60950-1/VDE 0805 (SELV)

Power supply unit - MINI-PS-100-240AC/10-15DC/8 - 2866297

Technical data

General

Standard – Electronic equipment for use in electrical power installations and their assembly into electrical power installations	EN 50178/VDE 0160 (PELV)
Standard – Safety extra-low voltage	EN 60950-1 (SELV)
	EN 60204 (PELV)
Standard - Safe isolation	DIN VDE 0100-410
Standard – Protection against electric shock	DIN 57100-410
Standard – Limitation of mains harmonic currents	EN 61000-3-2
UL approvals	UL/C-UL listed UL 508
	UL/C-UL Recognized UL 60950
	UL ANSI/ISA-12.12.01 Class I, Division 2, Groups A, B, C, D (Hazardous Location)
Surge voltage category	III

Connection data, input

Connection method	Pluggable screw connection
Conductor cross section solid min.	0.2 mm ²
Conductor cross section solid max.	2.5 mm ²
Conductor cross section stranded min.	0.2 mm ²
Conductor cross section stranded max.	2.5 mm ²
Conductor cross section AWG/kcmil min.	24
Conductor cross section AWG/kcmil max	12
Stripping length	7 mm
Screw thread	M3

Connection data, output

Connection method	Pluggable screw connection
Conductor cross section solid min.	0.2 mm ²
Conductor cross section solid max.	2.5 mm ²
Conductor cross section stranded min.	0.2 mm ²
Conductor cross section stranded max.	2.5 mm ²
Conductor cross section AWG/kcmil min.	24
Conductor cross section AWG/kcmil max	12
Stripping length	7 mm

Signaling

Output name	DC OK active
Output description	U _{OUT} > 9 V: High signal
Maximum switching voltage	≤ 12 V
Output voltage	+ 12 V (Signal)
Continuous load current	≤ 20 mA
Status display	"DC OK" LED green
Conductor cross section solid min.	0.2 mm ²
Conductor cross section solid max.	2.5 mm ²

Power supply unit - MINI-PS-100-240AC/10-15DC/8 - 2866297

Technical data

Signaling

Conductor cross section stranded min.	0.2 mm ²
Conductor cross section stranded max.	2.5 mm ²
Conductor cross section AWG/kcmil min.	24
Conductor cross section AWG/kcmil max	12
Screw thread	M3

Classifications

eCl@ss

eCl@ss 4.0	27040702
eCl@ss 4.1	27040702
eCl@ss 5.0	27049002
eCl@ss 5.1	27049002
eCl@ss 6.0	27049002
eCl@ss 7.0	27049002
eCl@ss 8.0	27049002

ETIM

ETIM 2.0	EC001039
ETIM 3.0	EC001039
ETIM 4.0	EC000599
ETIM 5.0	EC002540

UNSPSC

UNSPSC 6.01	30211502
UNSPSC 7.0901	39121004
UNSPSC 11	39121004
UNSPSC 12.01	39121004
UNSPSC 13.2	39121004

Approvals

Approvals

Approvals

UL Recognized / UL Listed / cUL Recognized / cUL Listed / cULus Recognized / cULus Listed

Ex Approvals

UL Listed / cUL Listed / cULus Listed

Power supply unit - MINI-PS-100-240AC/10-15DC/8 - 2866297

Approvals

Approvals submitted

Approval details

UL Recognized

UL Listed

Nominal current IN	1 A
Nominal voltage UN	125 V

cUL Recognized

cUL Listed

Nominal current IN	1 A
Nominal voltage UN	125 V

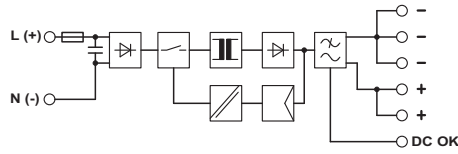
cULus Recognized

cULus Listed

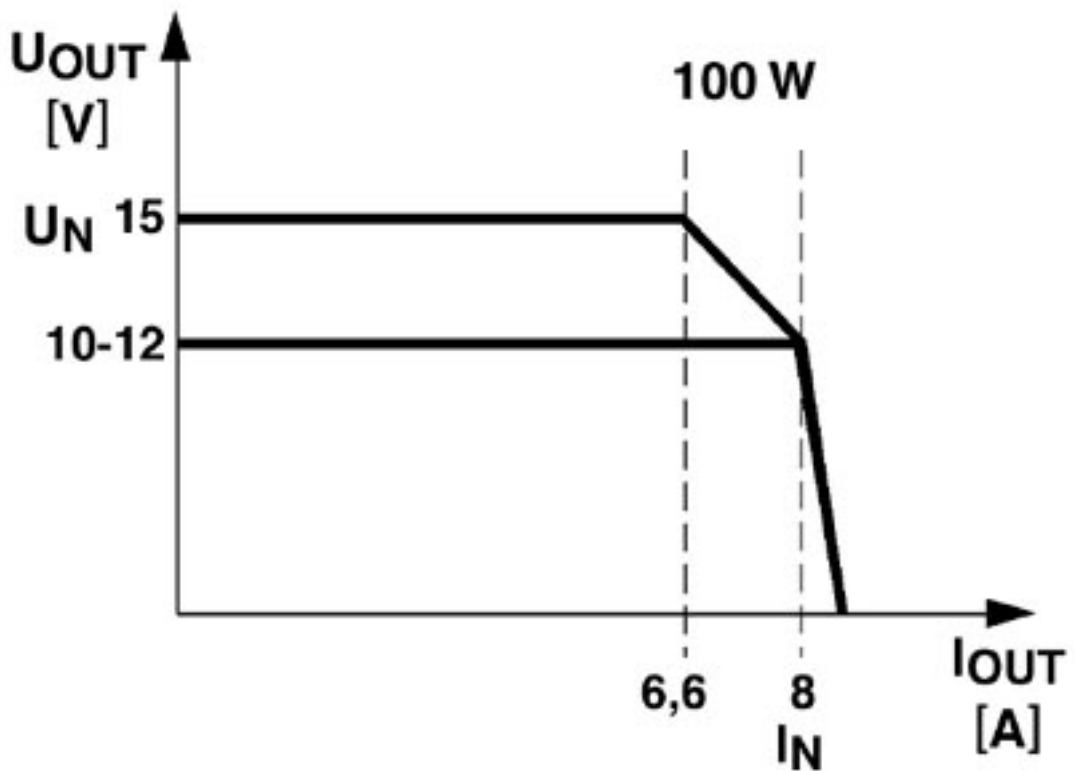
Drawings

Power supply unit - MINI-PS-100-240AC/10-15DC/8 - 2866297

Block diagram



Diagram



Output characteristic curve