

Modem - PSI-GPRS/GSM-MODEM/RS232-QB - 2313106

Please be informed that the data shown in this PDF Document is generated from our Online Catalog. Please find the complete data in the user's documentation. Our General Terms of Use for Downloads are valid (<http://download.phoenixcontact.com>)




Industrial GPRS/GSM modem for mounting on EN DIN rails. GSM and GPRS. 850 + 900 + 1800 + 1900 MHz. Serial V.24 (RS-232) interface. TCP/IP stack. Alarm input and output. 24 V DC supply voltage.

Why buy this product

- ✓ Fixed latency
- ✓ High electromagnetic compatibility
- ✓ Can be used worldwide
- ✓ Can be used regardless of controller manufacturer
- ✓ Firewall
- ✓ One switching output on backplane, can be activated via SMS with password protection
- ✓ Encryption of SIM card PINs
- ✓ Connection establishment with password protection
- ✓ GSM mobile phone network: 850, 900, 1800, and 1900 MHz
- ✓ IPT-compatible
- ✓ Integrated TCP/IP stack for integrating devices without a TCP/IP stack into a network
- ✓ Data rates of up to 53.6 kbps
- ✓ Connection establishment via data phone number (CSD)
- ✓ Client/server functionality
- ✓ Connection establishment via IP addresses



Key commercial data

Packing unit	1 pc
GTIN	 4 046356 166034
Weight per Piece (excluding packing)	100.0 g
Weight per piece (including packing)	190.8 g
Custom tariff number	85176200
Country of origin	Germany
Sales Key	M1 - Communication Techn.

Modem - PSI-GPRS/GSM-MODEM/RS232-QB - 2313106

Technical data

Note:

Utilization restriction	EMC: class A product, see manufacturer's declaration in the download area
-------------------------	---

Dimensions

Width	22.5 mm
Height	99 mm
Depth	118.6 mm

Ambient conditions

Ambient temperature (operation)	-25 °C ... 60 °C
Altitude	5000 m (For restrictions see manufacturer's declaration)
Degree of protection	IP20
Noise immunity	EN 61000-6-2:2005

Serial interface

Interface 1	V.24 (RS-232) interface in acc. with ITU-T V.28, EIA/TIA-232, DIN 66259-1
Connection method	D-SUB-9 male connector
File format/coding	Serial asynchronous UART/NRZ, 7/8 data, 1/2 stop, 1 parity, 10/11-bit character length
Transmission length	15 m
Data flow control/protocols	Software handshake, Xon/Xoff or hardware handshake RTS/CTS

Power supply

Nominal supply voltage	24 V DC $\pm 5\%$ (as an alternative or redundant, via backplane bus contact and system current supply)
Supply voltage range	10 V DC ... 30 V DC (via pluggable COMBICON screw terminal block)
Typical current consumption	< 350 mA (24 V DC)
	< 80 mA (stand by)

General

Electrical isolation	(VCC // (RS-232) // GSM)
Test voltage data interfaces	1500 V
Test voltage data interface/power supply	1.5 kV (50 Hz, 1 min.)
Electromagnetic compatibility	Conformance with R&TTE directive 1999/5/EC
Noise emission	EN 55022
Net weight	120 g
Housing material	PA V0, color green
Color	green
Conformance	CE-compliant
UL, USA / Canada	cULus listed UL 508

Radio interface

Interface description	GSM / GPRS
Frequency	850 MHz (2 W (EGSM))

Modem - PSI-GPRS/GSM-MODEM/RS232-QB - 2313106

Technical data

Radio interface

	900 MHz (2 W (EGSM))
	1800 MHz (1 W (EGSM))
	1900 MHz (1 W (EGSM))
Antenna	50 Ω impedance SMA antenna socket
SIM interface 1	1.8 volt, 3 volt
GPRS	Class 10, Class B
	CS1 ... CS4
GSM	CSD 9.6/14.4 kbps
Network function	4 time slots for receiving data, 2 time slot for transmitting data. The PIN is saved in the modem. After a voltage interruption, there is automatic redialing into the network Integrated TCP/IP Stack, independent connection establishment.
Network check	LED to show data signal quality

Classifications

eCl@ss

eCl@ss 4.0	27230207
eCl@ss 4.1	27230207
eCl@ss 5.0	27230207
eCl@ss 5.1	27230207
eCl@ss 6.0	27230207
eCl@ss 7.0	27230207
eCl@ss 8.0	27230207

ETIM

ETIM 2.0	EC000310
ETIM 3.0	EC000310
ETIM 4.0	EC000310
ETIM 5.0	EC000310

UNSPSC

UNSPSC 6.01	30211506
UNSPSC 7.0901	39121008
UNSPSC 11	39121008
UNSPSC 12.01	39121008
UNSPSC 13.2	39121008

Approvals

Approvals

Modem - PSI-GPRS/GSM-MODEM/RS232-QB - 2313106

Approvals

Approvals

UL Listed / cUL Listed / cULus Listed

Ex Approvals

Approvals submitted

Approval details

UL Listed 

cUL Listed 

cULus Listed 

Accessories

Accessories

Adapter

Adapter - PSM-AD-D9-NULLMODEM - 2708753



V.24 (RS-232) zero modem connector

Adapter cable

Data cable - PSM-KA9SUB9/BB/2METER - 2799474



RS-232 cable, 9-pos. D-SUB socket on 9-pos. D-SUB socket, 9-wire, 1:1

Modem - PSI-GPRS/GSM-MODEM/RS232-QB - 2313106

Accessories

Data cable - PSM-KA9SUB9/BB/0,5METER - 2708520



RS-232 cable, 9-pos. D-SUB socket on 9-pos. D-SUB socket, 9-wire, 1:1

Adapter cable - PSM-KAD-IL RS232/9SUB/B/0,8M - 2319200



Adapter cable to connect the IB IL RS232 and IB IL RS232-PRO Inline communication terminals to the interface converter, e.g. modem, Com server, Bluetooth or fiber optics.

Adapter cable - PSI-CA-MODEM-SPLITTER - 2311425



Short RS-232 flat-ribbon connecting cable between the modem and the PSI-MODEM-SPLITTER.

Antenna

Antenna - PSI-GSM/UMTS-QB-ANT - 2313371



GSM UMTS antenna, with omnidirectional characteristic, 2 m antenna cable with SMA round connector

Antenna - PSI-GSM-STUB-ANT - 2313342



GSM antenna for direct assembly on the device, angled antenna connector (90°, SMA round connector). The antenna is suitable for installations in plastic control cabinets that are not visible externally.

Modem - PSI-GPRS/GSM-MODEM/RS232-QB - 2313106

Accessories

Antenna - PSI-GSM/UMTS-ANT-OMNI-2-5 - 2900982



GSM/UMTS omnidirectional antenna, 2 dBi gain, 5 m antenna cable with SMA circular connector

Arrester test system

Conductor - CM-KBL-RS232/USB - 2881078



Connecting cable D-9-SUB to USB, with adapter D-9-SUB to D-25-SUB.

Coaxial cable

Antenna cable - PSI-CAB-GSM/UMTS- 5M - 2900980



GSM/UMTS antenna cable, 5 m long; SMA (male) -> SMA (female), 50 Ohm impedance

Antenna cable - PSI-CAB-GSM/UMTS-10M - 2900981



GSM/UMTS antenna cable, 10 m long; SMA (male) -> SMA (female), 50 Ohm impedance

DIN rail connector

Cable - ME 22,5 TBUS 1,5/ 5-ST-3,81 GN - 2707437



DIN rail connector for DIN rail mounting. Universal for TBUS housing. Gold-plated contacts, 5-pos.

Extension module

Modem - PSI-GPRS/GSM-MODEM/RS232-QB - 2313106

Accessories

Extension module - PSI-MODEM-SPLITTER - 2708766



Switching module for accessing two control systems via one modem. The serial connection is switched over via the switching output of the modem or via the switch on the front side of the splitter.

Interface converter

Interface converter - PSI-MPI/RS232-PC - 2313148



MPI adapter for coupling to the programming interface of a SIMATIC® S7-300 / 400 control

Power supply

Power supply unit - MINI-SYS-PS-100-240AC/24DC/1.5 - 2866983



DIN rail power supply unit, primary-switched mode, narrow design, output: 24 V DC / 1.5 A

Surge protection for transceiver systems

Surge protection device - CSMA-LAMBDA/4-2.0-BS-SET - 2800491

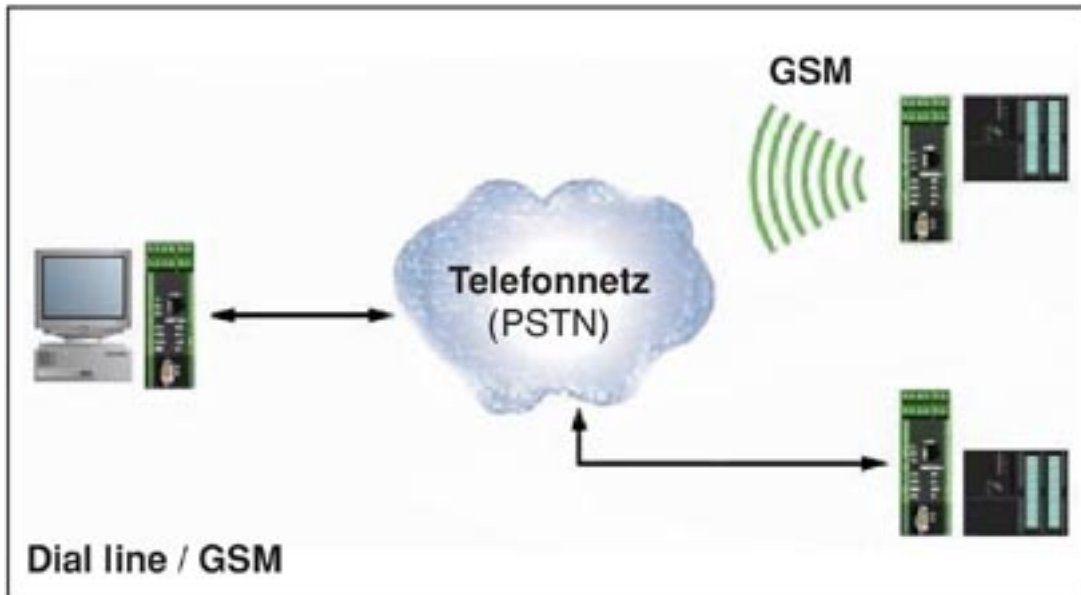


Attachment plug with Lambda/4 technology as surge protection for coaxial signal interfaces. Connection: Male/female SMA connectors.

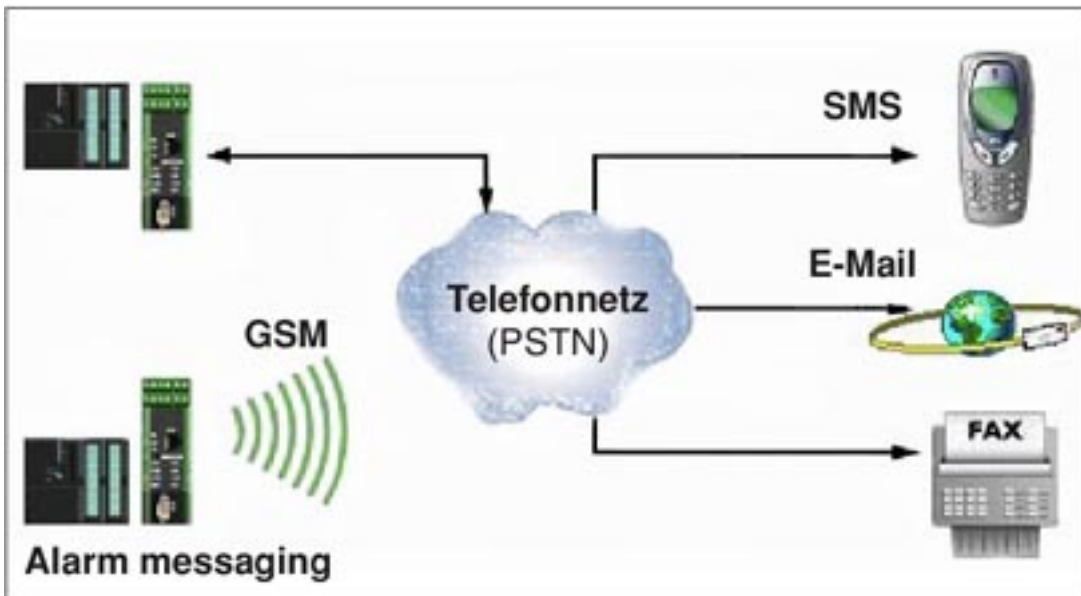
Drawings

Modem - PSI-GPRS/GSM-MODEM/RS232-QB - 2313106

Application drawing



Application drawing



Modem - PSI-GPRS/GSM-MODEM/RS232-QB - 2313106

Application drawing

