



PT 6/1P-PE

Order No.: 3061774

<http://catalog.phoenixcontact.net/phoenix/treeViewClick.do?UID=3061774>

Feed-through modular terminal block, Connection method: Push-in / plug connection, Cross section: 0.5 mm² - 10 mm², AWG 20 - 8, Width: 8.2 mm, Color: green-yellow

Commercial data

EAN	 4 046356 649223
Note	Made-to-order
Pack	50 Pcs.
Customs tariff	85369010
Product key	101673

Product notes

WEEE/RoHS-compliant since:
02/04/2011



<http://www.download.phoenixcontact.com>
Please note that the data given here has been taken from the online catalog. For comprehensive information and data, please refer to the user documentation. The General Terms and Conditions of Use apply to Internet downloads.

Technical data**General**

Number of levels	1
Number of connections	2
Color	green-yellow
Insulating material	PA

Inflammability class according to UL 94	V0
Dimensions	
Width	8.2 mm
Length	57.7 mm
Height NS 35/7.5	43.5 mm
Height NS 35/15	51 mm
Technical data	
Rated surge voltage	6 kV
Pollution degree	3
Surge voltage category	III
Insulating material group	I
Connection in acc. with standard	IEC 61984
Open side panel	ja
Insertion/withdrawal cycles mechanical	100
Connection data	
Conductor cross section solid min.	0.5 mm ²
Conductor cross section solid max.	10 mm ²
Conductor cross section stranded min.	0.5 mm ²
Conductor cross section stranded max.	6 mm ²
Conductor cross section AWG/kcmil min.	20
Conductor cross section AWG/kcmil max	8
Conductor cross section stranded, with ferrule without plastic sleeve min.	0.5 mm ²
Conductor cross section stranded, with ferrule without plastic sleeve max.	6 mm ²
Conductor cross section stranded, with ferrule with plastic sleeve min.	0.5 mm ²
Conductor cross section stranded, with ferrule with plastic sleeve max.	6 mm ²
2 conductors with same cross section, stranded, TWIN ferrules with plastic sleeve, min.	0.5 mm ²
2 conductors with same cross section, stranded, TWIN ferrules with plastic sleeve, max.	1.5 mm ²
Connection method	Push-in / plug connection
Stripping length	12 mm
Internal cylindrical gage	A5

Accessories		
Item	Designation	Description
Assembly		
3024481	ATP-ST 6	Partition plate, Length: 75 mm, Width: 2 mm, Height: 49 mm, Color: gray
3022276	CLIPFIX 35-5	Snap-on end bracket, for NS 35/7.5 or NS 35/15 DIN rail, can be fitted with Zack strip ZB 5 and ZBF 5, terminal strip marker KLM 2 and KLM, parking facility for FBS...5, FBS...6, KSS 5, KSS 6, width: 5,15 mm, color: gray
3036741	DP PS-8	Spacer plate, Color: red
1201442	E/UK	End clamp, for assembly on NS 32 or NS 35/7.5 DIN rail
0801762	NS 35/ 7,5 CU UNPERF 2000MM	DIN rail, material: Copper, unperforated, height 7.5 mm, width 35 mm, length: 2 m
0801733	NS 35/ 7,5 PERF 2000MM	DIN rail, material: steel galvanized and passivated with a thick layer, perforated, height 7.5 mm, width 35 mm, length: 2000 mm
0801681	NS 35/ 7,5 UNPERF 2000MM	DIN rail, material: Steel, unperforated, height 7.5 mm, width 35 mm, length: 2 m
1201756	NS 35/15 AL UNPERF 2000MM	DIN rail, deep drawn, high profile, unperforated, 1.5 mm thick, material: aluminum, height 15 mm, width 35 mm, length 2000 mm
1201895	NS 35/15 CU UNPERF 2000MM	DIN rail, material: Copper, unperforated, 1.5 mm thick, height 15 mm, width 35 mm, length: 2 m
1201730	NS 35/15 PERF 2000MM	DIN rail, material: steel galvanized and passivated with a thick layer, perforated, height 15 mm, width 35 mm, length: 2000 mm
1201714	NS 35/15 UNPERF 2000MM	DIN rail, material: Steel, unperforated, height 15 mm, width 35 mm, length: 2 m
1201798	NS 35/15-2,3 UNPERF 2000MM	DIN rail, material: Steel, unperforated, 2.3 mm thick, height 15 mm, width 35 mm, length: 2 m
Bridges		
3030284	FBS 2-8	Plug-in bridge, Number of positions: 2, Color: red
3030297	FBS 3-8	Plug-in bridge, Number of positions: 3, Color: red
3030307	FBS 4-8	Plug-in bridge, Number of positions: 4, Color: red
3030310	FBS 5-8	Plug-in bridge, Number of positions: 5, Color: red
3032470	FBS 6-8	Plug-in bridge, Number of positions: 6, Color: red
3030323	FBS 10-8	Plug-in bridge, Number of positions: 10, Color: red
Covers		
3212044	D-PT 6	Cover, Length: 57.7 mm, Width: 2.2 mm, Height: 42 mm, Color: gray

General

5146040	CLIP-PROJECT ADVANCED	Multilingual software for easy planning of Phoenix Contact on DIN rails together with the integrated TRABTECH-select software module for planning comprehensive surge protection concepts.
5146053	CLIP-PROJECT PROFESSIONAL	Multi-lingual software for terminal strip project planning. A marking module allows professional labeling of markers and labels for marking terminal blocks, conductors, cables and devices. The additionally integrated software module TRABTECH-select for planning comprehensive surge protection concepts.

Marking

3040588	PC	Keying star, Length: 3 mm, Width: 3 mm, Height: 6 mm, Color: red
0828295	TMT (EX9,5)R	Marker for terminal blocks, Roll, white, Unlabeled, Can be labeled with: Thermomark R, Thermomark X, Thermomark S, Mounting type: Snap into universal marker groove, Snap into flat marker groove, Lettering field: 9.5 x ... mm
0818072	UC-TM 8	Marker for terminal blocks, Sheet, white, Unlabeled, Can be labeled with: Bluemark, Plotter, Mounting type: Snap into tall marker groove, For terminal block width: 8.2 mm, Lettering field: 7.6 x 10.5 mm
0824597	UC-TM 8 CUS	Marker for terminal blocks, Sheet, white, Labeled according to customer specifications, Mounting type: Snap into tall marker groove, For terminal block width: 8.2 mm, Lettering field: 7.6 x 10.5 mm
0818137	UC-TMF 8	Marker for terminal blocks, Sheet, white, Unlabeled, Can be labeled with: Bluemark, Plotter, Mounting type: Snap into flat marker groove, For terminal block width: 8.2 mm, Lettering field: 7.6 x 5.1 mm
0824654	UC-TMF 8 CUS	Marker for terminal blocks, Sheet, white, Labeled according to customer specifications, Mounting type: Snap into flat marker groove, For terminal block width: 8.2 mm, Lettering field: 7.6 x 5.1 mm
0825011	ZB 8 CUS	Zack marker strip, Strip, white, Labeled according to customer specifications, Mounting type: Snap into tall marker groove, For terminal block width: 8.2 mm, Lettering field: 10.5 x 8.15 mm
1052002	ZB 8:UNBEDRUCKT	Zack marker strip, Strip, white, Unlabeled, Can be labeled with: Plotter, Mounting type: Snap into tall marker groove, For terminal block width: 8.2 mm, Lettering field: 10.5 x 8.15 mm
0825030	ZBF 8 CUS	Zack Marker strip, flat, Strip, white, Labeled according to customer specifications, Mounting type: Snap into flat marker groove, For terminal block width: 8 mm, Lettering field: 5.15 x 8.15 mm
0808781	ZBF 8:UNBEDRUCKT	Zack Marker strip, flat, Strip, white, Unlabeled, Can be labeled with: Plotter, Mounting type: Snap into flat marker groove, For terminal block width: 8 mm, Lettering field: 5.15 x 8.15 mm

Plug/Adapter

0201731	MPS-IH BK	Insulating sleeve, Color: black
---------	-----------	---------------------------------

0201689	MPS-IH BU	Insulating sleeve, Color: blue
0201702	MPS-IH GN	Insulating sleeve, Color: green
0201728	MPS-IH GY	Insulating sleeve, Color: gray
0201676	MPS-IH RD	Insulating sleeve, Color: red
0201663	MPS-IH WH	Insulating sleeve, Color: white
0201692	MPS-IH YE	Insulating sleeve, Color: yellow
0201744	MPS-MT	Test plugs
3032871	PAI-4-N GY	Test adapter, Color: gray
3031005	PS-8	Test adapter, Color: red

Tools

1204520	SZF 2-0,8X4,0	Actuation tool, for ST terminal blocks, also suitable for use as a bladed screwdriver, size: 0.8 x 4.0 x 100 mm, 2-component grip, with non-slip grip
---------	---------------	-------------------------------------------------------------------------------------------------------------------------------------------------------

Additional products

Item	Designation	Description
Assembly		
3040559	PR	Latching, Number of positions: 1, Color: orange
3040630	PR/2	Latching, Number of positions: 2, Color: orange
3040614	PRZ	Latching, Width: 5.2 mm, Length: 3 mm, Number of positions: 2, Color: orange
3040627	PZ/2	Strain relief, Number of positions: 2, Color: black

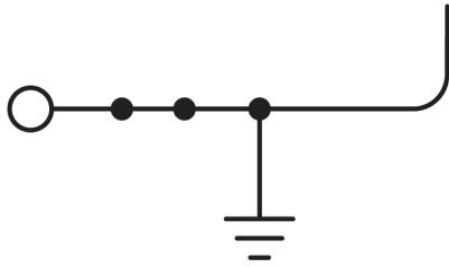
Plug/Adapter

3061541	PP-H 6/ 1	Connectors, Connection method: Push-in connection, Number of positions: 1, Cross section: 0.5 mm ² - 10 mm ² , AWG 20 - 8, Width: 8.2 mm, Height: 49.3 mm, Color: gray
3061554	PP-H 6/ 1 BU	Connectors, Connection method: Push-in connection, Number of positions: 1, Cross section: 0.5 mm ² - 10 mm ² , AWG 20 - 8, Width: 8.2 mm, Height: 49.3 mm, Color: blue
3061567	PP-H 6/ 1 GNYE	Connectors, Connection method: Push-in connection, Number of positions: 1, Cross section: 0.5 mm ² - 10 mm ² , AWG 20 - 8, Width: 8.2 mm, Height: 49.3 mm, Color: green-yellow
3061664	PP-H 6/ 1-L	Plug, single, for self-assembly, not bridgeable, one conductor can be connected, 1-pos.
3061677	PP-H 6/ 1-L BU	Plug, single, for self-assembly, not bridgeable, one conductor can be connected, 1-pos.
3061680	PP-H 6/ 1-L GNYE	Plug, single, for self-assembly, not bridgeable, one conductor can be connected, 1-pos.

3061693	PP-H 6/ 1-M	Plug, single, for self-assembly, not bridgeable, one conductor can be connected, 1-pos.
3061703	PP-H 6/ 1-M BU	Plug, single, for self-assembly, not bridgeable, one conductor can be connected, 1-pos.
3061716	PP-H 6/ 1-M GNYE	Plug, single, for self-assembly, not bridgeable, one conductor can be connected, 1-pos.
3061729	PP-H 6/ 1-R	Plug, single, for self-assembly, not bridgeable, one conductor can be connected, 1-pos.
3061732	PP-H 6/ 1-R BU	Plug, single, for self-assembly, not bridgeable, one conductor can be connected, 1-pos.
3061745	PP-H 6/ 1-R GNYE	Plug, single, for self-assembly, not bridgeable, one conductor can be connected, 1-pos.
3061570	PP-H 6/ 2	Connectors, Connection method: Push-in connection, Number of positions: 2, Cross section: 0.5 mm ² - 10 mm ² , AWG 20 - 8, Width: 16.4 mm, Height: 49.3 mm, Color: gray
3061583	PP-H 6/ 3	Connectors, Connection method: Push-in connection, Number of positions: 3, Cross section: 0.5 mm ² - 10 mm ² , AWG 20 - 8, Width: 24.6 mm, Height: 49.3 mm, Color: gray
3061596	PP-H 6/ 4	Connectors, Connection method: Push-in connection, Number of positions: 4, Cross section: 0.5 mm ² - 10 mm ² , AWG 20 - 8, Width: 32.8 mm, Height: 49.3 mm, Color: gray
3061606	PP-H 6/ 5	Connectors, Connection method: Push-in connection, Number of positions: 5, Cross section: 0.5 mm ² - 10 mm ² , AWG 20 - 8, Width: 41 mm, Height: 49.3 mm, Color: gray
3061619	PP-H 6/ 6	Connectors, Connection method: Push-in connection, Number of positions: 6, Cross section: 0.5 mm ² - 10 mm ² , AWG 20 - 8, Width: 49.2 mm, Height: 49.3 mm, Color: gray
3061622	PP-H 6/ 7	Connectors, Connection method: Push-in connection, Number of positions: 7, Cross section: 0.5 mm ² - 10 mm ² , AWG 20 - 8, Width: 57.4 mm, Height: 49.3 mm, Color: gray
3061635	PP-H 6/ 8	Connectors, Connection method: Push-in connection, Number of positions: 8, Cross section: 0.5 mm ² - 10 mm ² , AWG 20 - 8, Width: 65.6 mm, Height: 49.3 mm, Color: gray
3061648	PP-H 6/ 9	Connectors, Connection method: Push-in connection, Number of positions: 9, Cross section: 0.5 mm ² - 10 mm ² , AWG 20 - 8, Width: 73.8 mm, Height: 49.3 mm, Color: gray
3061651	PP-H 6/10	Connectors, Connection method: Push-in connection, Number of positions: 10, Cross section: 0.5 mm ² - 10 mm ² , AWG 20 - 8, Width: 82 mm, Height: 49.3 mm, Color: gray

Drawings

Circuit diagram



Address

PHOENIX CONTACT Deutschland GmbH
Flachmarktstr. 8
32825 Blomberg, Germany
Phone +49 5235 3 12000
Fax +49 5235 3 41200
<http://www.phoenixcontact.de>



© 2012 Phoenix Contact
Technical modifications reserved;