

High-current terminal block - PTPOWER 95-FE - 3260139

Please be informed that the data shown in this PDF Document is generated from our Online Catalog. Please find the complete data in the user's documentation. Our General Terms of Use for Downloads are valid (<http://phoenixcontact.com/download>)



High-current terminal block, Connection method: Power-Turn connection, Cross section: 25 mm² - 95 mm², AWG: 4 - 3/0, Width: 25 mm, Height: 99.8 mm, Color: black/yellow, Mounting type: NS 35/15

Why buy this product

- Quick and easy connection is now also possible for large conductors with the high-current terminal block
- The Push-in connection terminal blocks are characterized by the system features of the CLIPLINE complete system and by easy and tool-free wiring of conductors with ferrules or solid conductors
- The compact design enables wiring in a confined space
- In addition to using the existing test connection, pick-off terminal blocks can be connected, each of which can also accommodate two test cables
- Tested for railway applications

Key Commercial Data

Packing unit	10 STK
GTIN	
GTIN	4046356779050
Weight per Piece (excluding packing)	99.990 g
Weight per piece (including packing)	199.630 g
Custom tariff number	85369010
Country of origin	Poland

Technical data

Environmental Product Compliance

China RoHS	Environmentally friendly use period: unlimited = EFUP-e
	No hazardous substances above threshold values

General

Number of levels	1
Number of connections	2
Potentials	1

High-current terminal block - PTPOWER 95-FE - 3260139

Technical data

General

Nominal cross section	95 mm ²
Color	black/yellow
Insulating material	PA
Flammability rating according to UL 94	V0
Area of application	Railway industry
	Machine building
	Plant engineering
Rated surge voltage	8 kV
Degree of pollution	3
Overvoltage category	III
Insulating material group	I
Maximum load current	232 A (with 95 mm ² conductor cross section)
Nominal current I _N	232 A
Nominal voltage U _N	1500 V
Open side panel	No
Shock protection test specification	DIN EN 50274 (VDE 0660-514):2002-11
Back of the hand protection	guaranteed
Finger protection	guaranteed
Result of surge voltage test	Test passed
Surge voltage test setpoint	9.8 kV
Result of power-frequency withstand voltage test	Test passed
Result of the test for mechanical stability of terminal points (5 x conductor connection)	Test passed
Result of bending test	Test passed
Bending test rotation speed	10 rpm
Bending test turns	135
Bending test conductor cross section/weight	25 mm ² / 4.5 kg
	95 mm ² /14 kg
Tensile test result	Test passed
Conductor cross section tensile test	25 mm ²
Tractive force setpoint	135 N
Conductor cross section tensile test	95 mm ²
Tractive force setpoint	351 N
Result of tight fit on support	Test passed
Setpoint	15 N
Result of voltage-drop test	Test passed
Requirements, voltage drop	≤ 3.2 mV
Result of temperature-rise test	Test passed
Short circuit stability result	Test passed
Conductor cross section short circuit testing	95 mm ²
Short-time current	11.4 kA

High-current terminal block - PTPOWER 95-FE - 3260139

Technical data

General

Result of aging test	Test passed
Ageing test for screwless modular terminal block temperature cycles	192
Result of thermal test	Test passed
Proof of thermal characteristics (needle flame) effective duration	30 s
Oscillation, broadband noise test result	Test passed
Test specification, oscillation, broadband noise	DIN EN 50155 (VDE 0115-200):2008-03
Test spectrum	Service life test category 2, bogie mounted
Test frequency	$f_1 = 5 \text{ Hz}$ to $f_2 = 250 \text{ Hz}$
ASD level	$6.12 \text{ (m/s}^2\text{)}^2\text{/Hz}$
Acceleration	3.12 g
Test duration per axis	5 h
Test directions	X-, Y- and Z-axis
Shock test result	Test passed
Test specification, shock test	DIN EN 50155 (VDE 0115-200):2008-03
Shock form	Half-sine
Acceleration	30g
Shock duration	18 ms
Number of shocks per direction	3
Test directions	X-, Y- and Z-axis (pos. and neg.)
Relative insulation material temperature index (Elec., UL 746 B)	130 °C
Temperature index of insulation material (DIN EN 60216-1 (VDE 0304-21))	130 °C
Static insulating material application in cold	-60 °C
Behavior in fire for rail vehicles (DIN 5510-2)	Test passed
Flame test method (DIN EN 60695-11-10)	V0
Oxygen index (DIN EN ISO 4589-2)	>32 %
NF F16-101, NF F10-102 Class I	2
NF F16-101, NF F10-102 Class F	2
Surface flammability NFPA 130 (ASTM E 162)	passed
Specific optical density of smoke NFPA 130 (ASTM E 662)	passed
Smoke gas toxicity NFPA 130 (SMP 800C)	passed
Calorimetric heat release NFPA 130 (ASTM E 1354)	28 MJ/kg
Fire protection for rail vehicles (DIN EN 45545-2) R22	HL 1 - HL 3
Fire protection for rail vehicles (DIN EN 45545-2) R23	HL 1 - HL 3
Fire protection for rail vehicles (DIN EN 45545-2) R24	HL 1 - HL 3
Fire protection for rail vehicles (DIN EN 45545-2) R26	HL 1 - HL 3

Dimensions

Width	25 mm
Length	105.5 mm
Height	99.8 mm

High-current terminal block - PTPOWER 95-FE - 3260139

Technical data

Dimensions

Height NS 35/15	108.7 mm
-----------------	----------

Connection data

Connection method	Power-Turn connection
Connection in acc. with standard	IEC 60947-7-1
Conductor cross section solid min.	25 mm ²
Conductor cross section solid max.	95 mm ²
Conductor cross section AWG min.	4
Conductor cross section AWG max.	3/0
Conductor cross section flexible min.	25 mm ²
Conductor cross section flexible max.	95 mm ²
Min. AWG conductor cross section, flexible	4
Max. AWG conductor cross section, flexible	4/0
Conductor cross section flexible, with ferrule without plastic sleeve min.	25 mm ²
Conductor cross section flexible, with ferrule without plastic sleeve max.	95 mm ²
Conductor cross section flexible, with ferrule with plastic sleeve min.	25 mm ²
Conductor cross section flexible, with ferrule with plastic sleeve max.	95 mm ²
Cross section with insertion bridge, solid max.	95 mm ²
Cross section with insertion bridge, stranded max.	70 mm ²
Cross section with insertion bridge, solid max.	95 mm ²
Cross section with insertion bridge, stranded max.	70 mm ²
Stripping length	40 mm

Standards and Regulations

Connection in acc. with standard	IEC 60947-7-1
Flammability rating according to UL 94	V0

Drawings

Circuit diagram



Classifications

eCl@ss

eCl@ss 4.0	27141120
eCl@ss 4.1	27141120
eCl@ss 5.0	27141120
eCl@ss 5.1	27141120
eCl@ss 6.0	27141120
eCl@ss 7.0	27141120

High-current terminal block - PTPOWER 95-FE - 3260139

Classifications

eCl@ss

eCl@ss 8.0	27141120
eCl@ss 9.0	27141120

ETIM

ETIM 3.0	EC000897
ETIM 4.0	EC000897
ETIM 5.0	EC000897

UNSPSC

UNSPSC 6.01	30211811
UNSPSC 7.0901	39121410
UNSPSC 11	39121410
UNSPSC 12.01	39121410
UNSPSC 13.2	39121410

Approvals


Approvals


Approvals

UL Recognized / cUL Recognized / EAC / CSA / LR / BV / DNV GL / cULus Recognized

Ex Approvals

Approval details


UL Recognized  http://database.ul.com/cgi-bin/XYV/template/LISEXT/1FRAME/index.htm FILE E 60425	
mm ² /AWG/kcmil	4-4/0
Nominal current I _N	230 A
Nominal voltage U _N	1000 V

cUL Recognized  http://database.ul.com/cgi-bin/XYV/template/LISEXT/1FRAME/index.htm FILE E 60425	
	C
mm ² /AWG/kcmil	4-4/0
Nominal current I _N	230 A
Nominal voltage U _N	1000 V

High-current terminal block - PTPOWER 95-FE - 3260139

Approvals

EAC 7500651.22.01.00246

CSA  <http://www.csagroup.org/services/testing-and-certification/certified-product-listing/> 13631

	B	C
mm ² /AWG/kcmil	4-4/0	4-4/0
Nominal current I _N	230 A	230 A
Nominal voltage U _N	600 V	1000 V

LR <http://www.lr.org/en> 15/20030

BV <http://www.veristar.com/portal/veristarinfo/generalinfo/approved/approvedProducts/equipmentAndMaterials> 40933/A1 BV

DNV GL <https://www.dnvgl.com/> TAE00000Z9

cULus Recognized  <http://database.ul.com/cgi-bin/XYV/template/LISEXT/1FRAME/index.htm>

Accessories

Accessories

Connector

Ferrule - A 25 -40 - 3241238



Ferrule, Length: 40 mm, Color: silver

Ferrule - A 35 -40 - 3241239



Ferrule, Length: 40 mm, Color: silver

High-current terminal block - PTPOWER 95-FE - 3260139

Accessories

Ferrule - A 50 -40 - 3241240



Ferrule, Length: 40 mm, Color: silver

Ferrule - A 70 -40 - 3241241



Ferrule, Length: 40 mm, Color: silver

Ferrule - A 95 -40 - 3241242



Ferrule, Length: 40 mm, Color: silver

DIN rail

DIN rail perforated - NS 35/15 PERF 2000MM - 1201730



DIN rail, material: steel galvanized and passivated with a thick layer, perforated, height 15 mm, width 35 mm, length: 2000 mm

DIN rail, unperforated - NS 35/15 UNPERF 2000MM - 1201714



DIN rail, material: Steel, unperforated, height 15 mm, width 35 mm, length: 2 m

High-current terminal block - PTPOWER 95-FE - 3260139

Accessories

DIN rail perforated - NS 35/15 WH PERF 2000MM - 0806602



DIN rail 35 mm (NS 35)

DIN rail - NS 35/15 WH UNPERF 2000MM - 1204135



DIN rail 35 mm (NS 35)

DIN rail, unperforated - NS 35/15 AL UNPERF 2000MM - 1201756



DIN rail, deep drawn, high profile, unperforated, 1.5 mm thick, material: aluminum, height 15 mm, width 35 mm, length 2000 mm

DIN rail perforated - NS 35/15 ZN PERF 2000MM - 1206599



DIN rail, material: Galvanized, perforated, height 15 mm, width 35 mm, length: 2 m

DIN rail, unperforated - NS 35/15 ZN UNPERF 2000MM - 1206586



DIN rail, material: Galvanized, unperforated, height 15 mm, width 35 mm, length: 2 m

High-current terminal block - PTPOWER 95-FE - 3260139

Accessories

DIN rail, unperforated - NS 35/15 CU UNPERF 2000MM - 1201895



DIN rail, material: Copper, unperforated, 1.5 mm thick, height 15 mm, width 35 mm, length: 2 m

End cap - NS 35/15 CAP - 1206573



DIN rail end piece, for DIN rail NS 35/15

End block

End clamp - E/AL-NS 35 - 1201662



End clamp, for end support of UKH 50 to UKH 240, is pushed onto DIN rail NS 35 and fixed with 2 screws, width: 10 mm, color: aluminum

Insertion bridge

Insertion bridge - EB 2-25/PT - 3260157



Insertion bridge, Pitch: 25 mm, Length: 73 mm, Width: 47.8 mm, Number of positions: 2, Color: red

Insertion bridge - EB 3-25/PT - 3260160



Insertion bridge, Pitch: 25 mm, Length: 73 mm, Width: 47.8 mm, Number of positions: 3, Color: red

High-current terminal block - PTPOWER 95-FE - 3260139

Accessories

Insertion bridge - EB 4-25/PT - 3260161



Insertion bridge, Pitch: 25 mm, Length: 74.5 mm, Width: 97.5 mm, Number of positions: 4, Color: red

Insertion bridge - EBK 4-25/PT - 3260162



Short-circuit jumper for grounding and short-circuiting, short-circuit currents of 800 A/15 s, 1300 A/5 s, 2700 A/10 ms, length: 74.5 mm, width: 140.5 mm, number of positions: 3, color: green-yellow

Insulating sleeve

Insulating sleeve - MPS-IH WH - 0201663



Insulating sleeve, Color: white

Insulating sleeve - MPS-IH RD - 0201676



Insulating sleeve, Color: red

Insulating sleeve - MPS-IH BU - 0201689



Insulating sleeve, Color: blue

High-current terminal block - PTPOWER 95-FE - 3260139

Accessories

Insulating sleeve - MPS-IH YE - 0201692



Insulating sleeve, Color: yellow

Insulating sleeve - MPS-IH GN - 0201702



Insulating sleeve, Color: green

Insulating sleeve - MPS-IH GY - 0201728



Insulating sleeve, Color: gray

Insulating sleeve - MPS-IH BK - 0201731



Insulating sleeve, Color: black

Labeled terminal marker

Zack marker strip - ZB 16 CUS - 0827463



Zack marker strip, can be ordered: Strip, white, labeled according to customer specifications, Mounting type: Snap into tall marker groove, for terminal block width: 16.3 mm, Lettering field: 10.5 x 16.25 mm

High-current terminal block - PTPOWER 95-FE - 3260139

Accessories

Marker for terminal blocks - UC-TM 16 CUS - 0824621



Marker for terminal blocks, can be ordered: by sheet, white, labeled according to customer specifications, Mounting type: Snap into tall marker groove, for terminal block width: 16 mm, Lettering field: 15.45 x 10.5 mm

Marker for terminal blocks - UCT-TM 16 CUS - 0829637



Marker for terminal blocks, can be ordered: by sheet, white, labeled according to customer specifications, Mounting type: Snap into tall marker groove, for terminal block width: 16 mm, Lettering field: 14.8 x 9.6 mm

Zack Marker strip, flat - ZBF 16 CUS - 0827465



Zack Marker strip, flat, can be ordered: Strip, white, labeled according to customer specifications, Mounting type: Snap into flat marker groove, for terminal block width: 16 mm, Lettering field: 5.15 x 16 mm

Marker for terminal blocks - UC-TMF 16 CUS - 0824678



Marker for terminal blocks, can be ordered: by sheet, white, labeled according to customer specifications, Mounting type: Snap into flat marker groove, for terminal block width: 16 mm, Lettering field: 15.45 x 5.1 mm

Marker for terminal blocks - UCT-TMF 16 CUS - 0829693



Marker for terminal blocks, can be ordered: by sheet, white, labeled according to customer specifications, Mounting type: Snap into flat marker groove, for terminal block width: 16 mm, Lettering field: 15.2 x 4.7 mm

Pick-off terminal block

High-current terminal block - PTPOWER 95-FE - 3260139

Accessories

Pick-off terminal block - AGK 10-PTPOWER - 3260145



Pick-off terminal block, Connection method: Push-in connection, Cross section: 0.5 mm² - 16 mm², AWG: 20 - 6, Width: 18.5 mm, Height: 34.7 mm, Color: gray, Mounting type: On base element

Pick-off terminal block - AGK 10-PTPOWER BU - 3260148



Pick-off terminal block, Connection method: Push-in connection, Cross section: 0.5 mm² - 16 mm², AWG: 20 - 6, Width: 18.5 mm, Height: 34.7 mm, Color: blue, Mounting type: On base element

Pick-off terminal block - AGK 10-PTPOWER GN/YE - 3260151



Pick-off terminal block, Connection method: Push-in connection, Cross section: 0.5 mm² - 16 mm², AWG: 20 - 6, Width: 18.5 mm, Height: 34.7 mm, Color: green/yellow, Mounting type: On base element

Pick-off terminal block - AGK 10-PTPOWER BK/YE - 3260154



Pick-off terminal block, Connection method: Push-in connection, Cross section: 0.5 mm² - 16 mm², AWG: 20 - 6, Width: 18.5 mm, Height: 34.7 mm, Color: black/yellow, Mounting type: On base element

Planning and marking software

Software - CLIP-PROJECT ADVANCED - 5146040



Multilingual software for convenient configuration of Phoenix Contact products on standard DIN rails.

High-current terminal block - PTPOWER 95-FE - 3260139

Accessories

Software - CLIP-PROJECT PROFESSIONAL - 5146053



Multilingual software for terminal strip configuration. A marking module enables the professional marking of markers and labels for identifying terminal blocks, conductors and cables, and devices.

Screwdriver tools

Screwdriver - SZF 3-1,0X5,5 - 1206612



Actuation tool, for ST terminal blocks, also suitable for use as a bladed screwdriver, size: 1.0 x 5.5 x 150 mm, 2-component grip, with non-slip grip

Terminal marking

Marker for terminal blocks - TMT (EX9,5)R - 0828295



Marker for terminal blocks, Roll, white, unlabeled, can be labeled with: THERMOMARK ROLL, THERMOMARK ROLL X1, THERMOMARK X, Mounting type: Snap into universal marker groove, Snap into tall marker groove, Lettering field: 9.5 x 50000 mm

Marker for terminal blocks - US-TM 100 - 0829255



Marker for terminal blocks, Card, white, unlabeled, can be labeled with: THERMOMARK PRIME, THERMOMARK CARD, Mounting type: Snap into universal marker groove, Lettering field: 104 x 9.8 mm

Zack marker strip - ZB 16:UNPRINTED - 0827461



Zack marker strip, Strip, white, unlabeled, can be labeled with: Plotter, Mounting type: Snap into tall marker groove, for terminal block width: 16 mm, Lettering field: 16 x 10.5 mm

High-current terminal block - PTPOWER 95-FE - 3260139

Accessories

Marker for terminal blocks - UC-TM 16 - 0819217



Marker for terminal blocks, Sheet, white, unlabeled, can be labeled with: BLUEMARK CLED, BLUEMARK LED, Plotter, Mounting type: Snap into tall marker groove, for terminal block width: 16 mm, Lettering field: 15.45 x 10.5 mm

Marker for terminal blocks - UCT-TM 16 - 0829146



Marker for terminal blocks, Sheet, white, unlabeled, can be labeled with: THERMOMARK CARD, BLUEMARK CLED, BLUEMARK LED, TOPMARK LASER, THERMOMARK PRIME, Mounting type: Snap into tall marker groove, for terminal block width: 16 mm, Lettering field: 14.8 x 9.6 mm

Zack Marker strip, flat - ZBF 16:UNPRINTED - 0827464



Zack Marker strip, flat, Strip, white, unlabeled, can be labeled with: Plotter, Mounting type: Snap into flat marker groove, Lettering field: 16.25 x 10.5 mm

Marker for terminal blocks - UC-TMF 16 - 0819262



Marker for terminal blocks, Sheet, white, unlabeled, can be labeled with: BLUEMARK CLED, BLUEMARK LED, Plotter, Mounting type: Snap into flat marker groove, for terminal block width: 16 mm, Lettering field: 15.45 x 5.1 mm

Marker for terminal blocks - UCT-TMF 16 - 0829218



Marker for terminal blocks, Sheet, white, unlabeled, can be labeled with: THERMOMARK CARD, BLUEMARK CLED, BLUEMARK LED, TOPMARK LASER, THERMOMARK PRIME, Mounting type: Snap into flat marker groove, for terminal block width: 16 mm, Lettering field: 15.2 x 4.7 mm

Test plug terminal block

High-current terminal block - PTPOWER 95-FE - 3260139

Accessories

Test plugs - MPS-MT - 0201744



Test plugs, Color: silver

Phoenix Contact 2016 © - all rights reserved
<http://www.phoenixcontact.com>