

Power supply unit - QUINT-PS-100-240AC/24DC/10 - 2938604

Please be informed that the data shown in this PDF Document is generated from our Online Catalog. Please find the complete data in the user's documentation. Our General Terms of Use for Downloads are valid (<http://phoenixcontact.com/download>)




DIN rail power supply unit 24 V DC/10 A, primary switched-mode, 1-phase.

Product Description

QUINT POWER is the powerful 60 - 960 W DC power supply unit for universal use. With its wide-range input, single and three-phase versions, and international approval package, this solution is unrivalled. QUINT POWER provides reliable power supply: generously dimensioned capacitors ensure mains buffering of over 20 ms at full load. Full output power is provided by all three-phase devices, even in the event of a permanent phase failure. The Power Boost power reserve easily starts loads with high inrush currents and ensures that fuses are reliably tripped. Preventive function monitoring diagnoses impermissible operating states and minimizes downtimes in your system. Remote monitoring is provided by an active transistor switching output and a floating relay contact. All devices are idling-proof and short-circuit-proof, and are available with a regulated and adjustable output voltage of 12, 24, and 48 V DC with output currents of 2.5, 5, 10, 20, 30, and 40 A. Power supply units for use in Ex zone 2, uninterruptible solutions, AS-i power supply units, and a QUINT diode complete this comprehensive product range.



Key Commercial Data

Packing unit	1 pc
GTIN	 4 017918 890537
Sales Key	H1 - Power supply units

Technical data

Dimensions

Width	85 mm
Height	130 mm
Depth	125 mm
Width with alternative assembly	122 mm
Height with alternative assembly	130 mm
Depth with alternative assembly	88 mm

Ambient conditions

Degree of protection	IP20
Ambient temperature (operation)	-25 °C ... 70 °C (> 60 °C Derating: 2,5 %/K)
Ambient temperature (storage/transport)	-40 °C ... 85 °C
Max. permissible relative humidity (operation)	95 % (at 25 °C, non-condensing)

Power supply unit - QUINT-PS-100-240AC/24DC/10 - 2938604

Technical data

Ambient conditions

Noise immunity	EN 61000-6-2:2005
----------------	-------------------

Input data

Nominal input voltage range	100 V AC ... 240 V AC
Input voltage range	85 V AC ... 264 V AC
	90 V DC ... 350 V DC
AC frequency range	45 Hz ... 65 Hz
Frequency range DC	0 Hz
Discharge current to PE	< 3.5 mA
Nominal power consumption	240 W
Inrush surge current	< 15 A (typical)
Power failure bypass	> 50 ms (120 V AC)
	> 50 ms (230 V AC)
Input fuse	6.3 A (slow-blow, internal)
Choice of suitable circuit breakers	10 A ... 16 A (Characteristics B, C, D, K)
Type of protection	Transient surge protection
Protective circuit/component	Varistor

Output data

Nominal output voltage	24 V DC $\pm 1\%$
Setting range of the output voltage	22.5 V DC ... 28.5 V DC
Nominal output current	10 A (up to 60°C)
POWER BOOST	15 A
Derating	60 °C ... 70 °C (2.5%/K)
Connection in parallel	Yes, for redundancy and increased capacity
Connection in series	Yes
Max. capacitive load	Unlimited
Active current limitation	ca. $I_{BOOST} = 15\text{ A}$ (for short-circuit)
Control deviation	< 1 % (change in load, static 10 % ... 90 %)
	< 2 % (change in load, dynamic 10 % ... 90 %)
	< 0.1 % (change in input voltage $\pm 10\%$)
Residual ripple	< 60 mV _{PP} (with nominal values)
Output power	240 W
Typical response time	< 1 s
Peak switching voltages nominal load	< 60 mV _{PP} (20 MHz)
Maximum power dissipation in no-load condition	< 2 W
Power loss nominal load max.	< 24 W

General

Net weight	1.3 kg
Operating voltage display	Green LED
Efficiency	> 91 %

Power supply unit - QUINT-PS-100-240AC/24DC/10 - 2938604

Technical data

General

Insulation voltage input/output	4 kV AC (type test)
	2 kV AC (routine test)
Protection class	I (with PE connection)
MTBF (IEC 61709, SN 29500)	> 500000 h
Mounting position	horizontal DIN rail NS 35, EN 60715
Assembly instructions	Can be aligned: Horizontally 0 mm, vertically 50 mm
Electromagnetic compatibility	Conformance with EMC directive 89/336/EC
Noise emission	EN 55011 (EN 55022)
Standard – Electrical equipment of machines	EN 60204-1
Standard - Safety of transformers	EN 61558-2-17
Standard - Electrical safety	EN 60950-1/VDE 0805 (SELV)
Shipbuilding approval	Germanischer Lloyd (EMC 2), ABS
Standard – Electronic equipment for use in electrical power installations and their assembly into electrical power installations	EN 50178/VDE 0160 (PELV)
Standard – Safety extra-low voltage	EN 60950-1 (SELV)
	EN 60204 (PELV)
Standard - Safe isolation	DIN VDE 0100-410
Standard – Protection against shock currents, basic requirements for protective separation in electrical equipment	EN 50178
Standard – Limitation of mains harmonic currents	EN 61000-3-2
Standard - Equipment safety	GS (tested safety)
Information technology equipment - safety (CB scheme)	CB Scheme
UL approvals	UL/C-UL Recognized UL 60950
	UL/C-UL listed UL 508
	UL ANSI/ISA-12.12.01 Class I, Division 2, Groups A, B, C, D (Hazardous Location)
Overvoltage category	III

Connection data, input

Connection method	Pluggable screw connection
Conductor cross section solid min.	0.2 mm ²
Conductor cross section solid max.	2.5 mm ²
Conductor cross section flexible min.	0.2 mm ²
Conductor cross section flexible max.	2.5 mm ²
Conductor cross section AWG min.	24
Conductor cross section AWG max.	12
Stripping length	7 mm
Screw thread	M3

Connection data, output

Connection method	Pluggable screw connection
Conductor cross section solid min.	0.2 mm ²
Conductor cross section solid max.	2.5 mm ²

Power supply unit - QUINT-PS-100-240AC/24DC/10 - 2938604

Technical data

Connection data, output

Conductor cross section flexible min.	0.2 mm ²
Conductor cross section flexible max.	2.5 mm ²
Conductor cross section AWG min.	24
Conductor cross section AWG max.	12
Stripping length	7 mm
Screw thread	M3

Signaling

Output name	DC OK active
Output description	$U_{OUT} > 0.9 \times U_N$: High signal
Maximum switching voltage	≤ 24 V
Output voltage	+ 24 V DC (Signal)
Maximum inrush current	≤ 40 mA
Continuous load current	≤ 40 mA
Status display	"DC OK" LED green
Note on status display	$U_{OUT} < 0.9 \times U_N$: LED flashing
Conductor cross section solid min.	0.2 mm ²
Conductor cross section solid max.	2.5 mm ²
Conductor cross section flexible min.	0.2 mm ²
Conductor cross section flexible max.	2.5 mm ²
Conductor cross section AWG min.	24
Conductor cross section AWG max.	12
Tightening torque, min	0.5 Nm
Tightening torque max	0.6 Nm
Screw thread	M3
Output name	DC OK floating
Output description	Relay contact, $U_{OUT} > 0.9 \times U_N$: Contact closed
Maximum switching voltage	≤ 30 V AC/DC
Maximum inrush current	≤ 1 A
Continuous load current	≤ 1 A
Status display	"DC OK" LED green

Classifications

eCl@ss

eCl@ss 4.0	27040702
eCl@ss 4.1	27040702
eCl@ss 5.0	27242213
eCl@ss 5.1	27242213
eCl@ss 6.0	27049005
eCl@ss 7.0	27049002

Power supply unit - QUINT-PS-100-240AC/24DC/10 - 2938604

Classifications

eCl@ss

eCl@ss 8.0	27049002
------------	----------

ETIM

ETIM 2.0	EC001039
ETIM 3.0	EC001039
ETIM 4.0	EC000599
ETIM 5.0	EC002540

UNSPSC

UNSPSC 6.01	30211502
UNSPSC 7.0901	39121004
UNSPSC 11	39121004
UNSPSC 12.01	39121004
UNSPSC 13.2	39121004

Approvals

Approvals

Approvals

UL Recognized / UL Listed / cUL Recognized / cUL Listed / GL / DNV / IECCE CB Scheme / EAC / EAC / cULus Recognized / cULus Listed

Ex Approvals

UL Listed / cUL Listed / cULus Listed

Approvals submitted

Approval details





UL Recognized

UL Listed

cUL Recognized

Power supply unit - QUINT-PS-100-240AC/24DC/10 - 2938604

Approvals



Accessories

Accessories

Assembly adapter

Assembly adapters - QUINT-PS-ADAPTERS7/2 - 2938206



Assembly adapter for QUINT POWER 10A on S7-300 rail

Assembly adapters - UWA 182/52 - 2938235



Universal wall adapter

Power supply unit - QUINT-PS-100-240AC/24DC/10 - 2938604

Accessories

Drawings

Block diagram

