

Power supply unit - QUINT-PS/ 1AC/48DC/20 - 2866695

Please be informed that the data shown in this PDF Document is generated from our Online Catalog. Please find the complete data in the user's documentation. Our General Terms of Use for Downloads are valid (<http://download.phoenixcontact.com>)



Primary-switched QUINT power supply for DIN rail mounting, input: 1-phase, output: 48 V DC/20 A, with integrated SFB (selective fuse breaking) technology, including mounted universal DIN rail adapter UTA 107

Product description


QUINT POWER power supply units – Maximum system availability with SFB technology
 Compact power supply units of the new QUINT POWER generation maximize the availability of your system. With the SFB technology (Selective Fuse Breaking Technology), six times the nominal current for 12 ms, even the standard power circuit-breakers can now also be triggered reliably and quickly. Faulty current paths are switched off selectively, the fault is located and important system parts continue to operate. Comprehensive diagnostics are provided through constant monitoring of output voltage and current. This preventive function monitoring visualizes critical operating modes and reports them to the control unit before an error can occur.

Why buy this product

- Reliable starting of difficult loads
- Quick tripping of standard circuit breakers
- Preventive function monitoring



Key commercial data

Packing unit	1 PCE
GTIN	 4 046356 547727
Weight per Piece (excluding packing)	3926.0 GRM
Weight per piece (including packing)	3926.0 GRM
Custom tariff number	85044082
Country of origin	Thailand
Sales Key	H1 - Power supply units

Technical data

Dimensions

Width	180 mm
Height	130 mm
Depth	125 mm
Width with alternative assembly	122 mm

Power supply unit - QUINT-PS/ 1AC/48DC/20 - 2866695

Technical data

Dimensions

Height with alternative assembly	130 mm
Depth with alternative assembly	183 mm

Ambient conditions

Degree of protection	IP20
Ambient temperature (operation)	-25 °C ... 70 °C (> 60°C derating, startup at -40°C type-tested)
Ambient temperature (storage/transport)	-40 °C ... 85 °C
Max. permissible relative humidity (operation)	≤ 95 % (at 25 °C, no condensation)
Noise immunity	EN 61000-6-2:2005

Input data

Nominal input voltage range	100 V AC ... 240 V AC
	120 V DC ... 300 V DC (UL 508: ≤ 250 V DC)
Input voltage range AC	85 V AC ... 264 V AC
Input voltage range DC	90 V DC ... 300 V DC (UL 508: ≤ 250 V DC)
Short-term input voltage	300 V AC
AC frequency range	45 Hz ... 65 Hz
Frequency range DC	0 Hz
Current consumption	8.7 A (120 V AC)
	4.5 A (230 V AC)
	8.8 A (120 V DC)
	4.2 A (250 V DC)
Inrush surge current	< 15 A (typical)
Power failure bypass	> 22 ms (120 V AC)
	> 25 ms (230 V AC)
Input fuse	20 A (fast blow, internal)
Choice of suitable fuses	16 A ... 25 A (Characteristics B, C, D, K)
Type of protection	Transient surge protection
Protective circuit/component	Varistor

Output data

Nominal output voltage	48 V DC ±1%
Setting range of the output voltage	30 V DC ... 56 V DC (> 48 V constant capacity)
Output current	20 A (-25°C ... 60°C, U _{OUT} = 48 V DC)
	22.5 A (with POWER BOOST, -25 °C ... 40 °C permanently, U _{OUT} = 48 V DC)
	100 A (SFB technology, 12 ms)
	22.5 A (SFB technology, 12 ms)
Magnetic fuse tripping	B2
	B4
	B6
	B10
	C2

Power supply unit - QUINT-PS/ 1AC/48DC/20 - 2866695

Technical data

Output data

	C4
	C6
Derating	60 °C ... 70 °C (2.5%/K)
Connection in parallel	Yes, for redundancy and increased capacity
Connection in series	Yes
Current limitation	Approx. I _{BOOST} = 22.5 A (for short-circuit)
Control deviation	< 1 % (change in load, static 10% ... 90%)
	< 3 % (change in load, dynamic 10% ... 90%)
	< 0.1 % (change in input voltage ±10%)
Residual ripple	< 50 mV _{PP} (with nominal values)
Maximum power dissipation NO-Load	12 W
Power loss nominal load max.	74 W

General

Net weight	3.3 kg
Efficiency	> 93 % (for 230 V AC and nominal values)
Insulation voltage input/output	4 kV AC (type test)
	2 kV AC (routine test)
Protection class	I
MTBF (IEC 61709, SN 29500)	> 523000 h
Mounting position	horizontal DIN rail NS 35, EN 60715
Assembly instructions	Alignable: 5 mm horizontally, 15 mm next to active components, 50 mm vertically
Electromagnetic compatibility	Conformance with EMC Directive 2004/108/EC
Noise emission	EN 50081-2
Low Voltage Directive	Conformance with LV directive 2006/95/EC
Standard – Electrical equipment of machines	EN 60204
Standard - Electrical safety	IEC 60950-1/VDE 0805 (SELV)
Standard – Electronic equipment for use in electrical power installations and their assembly into electrical power installations	EN 50178/VDE 0160 (PELV)
Standard – Safety extra-low voltage	IEC 60950-1 (SELV) and EN 60204 (PELV)
Standard - Safe isolation	DIN VDE 0100-410
	DIN VDE 0106-1010
Standard – Protection against electric shock	DIN 57100-410
Standard – Protection against shock currents, basic requirements for protective separation in electrical equipment	DIN VDE 0106-101
Standard – Limitation of mains harmonic currents	EN 61000-3-2
Standard - Equipment safety	BG (design tested)
Information technology equipment - safety (CB scheme)	IEC 60950 (2 nd Edition)
UL approvals	UL Listed UL 508
	UL/C-UL Recognized UL 60950

Power supply unit - QUINT-PS/ 1AC/48DC/20 - 2866695

Technical data

General

	UL ANSI/ISA-12.12.01 Class I, Division 2, Groups A, B, C, D (Hazardous Location)
Surge voltage category	III

Connection data, input

Connection method	Screw connection
Conductor cross section solid min.	0.2 mm ²
Conductor cross section solid max.	6 mm ²
Conductor cross section stranded min.	0.2 mm ²
Conductor cross section stranded max.	4 mm ²
Conductor cross section AWG/kcmil min.	14
Conductor cross section AWG/kcmil max	10
Stripping length	7 mm
Screw thread	M3

Connection data, output

Connection method	Screw connection
Conductor cross section solid min.	0.5 mm ²
Conductor cross section solid max.	16 mm ²
Conductor cross section stranded min.	0.5 mm ²
Conductor cross section stranded max.	16 mm ²
Conductor cross section AWG/kcmil min.	8
Conductor cross section AWG/kcmil max	6
Stripping length	10 mm

Signaling

Output name	DC OK active
Output description	$U_{OUT} > 0.9 \times U_N$: High signal
Maximum switching voltage	+ 24 V DC
Output voltage	+ 48 V DC
Maximum inrush current	20 mA (short-circuit resistant)
Continuous load current	≤ 20 mA
Status display	$U_{OUT} > 0.9 \times U_N$: "DC OK" LED green
Note on status display	$U_{OUT} < 0.9 \times U_N$: Flashing "DC OK" LED
	$I_{OUT} < I_N$: LED ON
Conductor cross section solid min.	0.2 mm ²
Conductor cross section solid max.	6 mm ²
Conductor cross section stranded min.	0.2 mm ²
Conductor cross section stranded max.	4 mm ²
Conductor cross section AWG/kcmil min.	24
Conductor cross section AWG/kcmil max	10
Tightening torque, min	0.5 Nm

Power supply unit - QUINT-PS/ 1AC/48DC/20 - 2866695

Technical data

Signaling

Tightening torque max	0.6 Nm
Screw thread	M3
Output name	DC OK floating
Output description	Relay contact, $U_{OUT} > 0.9 \times U_N$: Contact closed
Maximum switching voltage	≤ 30 V AC
	24 V DC
Maximum inrush current	0.5 A
	1 A
Continuous load current	1 A
Status display	$U_{OUT} > 0.9 \times U_N$: "DC OK" LED green
Note on status display	$U_{OUT} < 0.9 \times U_N$: Flashing "DC OK" LED
Output name	POWER BOOST, active
Output description	$I_{OUT} < I_N$: High signal
Output voltage	+ 48 V DC
Maximum inrush current	20 mA (short-circuit resistant)
Continuous load current	≤ 20 mA
Status display	$I_{OUT} > I_N$: LED "BOOST" yellow

Classifications

eCl@ss

eCl@ss 4.0	27040702
eCl@ss 4.1	27040702
eCl@ss 5.0	27242213
eCl@ss 5.1	27242213
eCl@ss 6.0	27049002
eCl@ss 7.0	27049002
eCl@ss 8.0	27049002

ETIM

ETIM 3.0	EC001039
ETIM 4.0	EC002540
ETIM 5.0	EC002540

UNSPSC

UNSPSC 6.01	30211502
UNSPSC 7.0901	39121004
UNSPSC 11	39121004
UNSPSC 12.01	39121004
UNSPSC 13.2	39121004

Power supply unit - QUINT-PS/ 1AC/48DC/20 - 2866695

Approvals

Approvals

Approvals


CSA / UL Recognized / UL Listed / IECEx CB Scheme / CSA / UL Recognized / UL Listed / IECEx CB Scheme

Ex Approvals


Approvals submitted

Approval details


CSA 

UL Recognized 

UL Listed 

IECEx CB Scheme 


CSA 

UL Recognized 

UL Listed 

Power supply unit - QUINT-PS/ 1AC/48DC/20 - 2866695

Approvals

IECEE CB Scheme 

Accessories

Accessories

Assembly adapter

Assembly adapters - UWA 182/52 - 2938235



Universal wall adapter

Assembly adapters - UWA 130 - 2901664



Universal wall adapter

Mounting rail adapter

Assembly adapters - UTA 107 - 2853983



Universal DIN rail adapter

Redundancy module

Diode module - QUINT-DIODE/48DC/2X20/1X40 - 2320160



DIN rail diode module 48 V DC/2x20 A or 1x40 A. Uniform redundancy up to the consumer.

Thermomagnetic device circuit breakers

Power supply unit - QUINT-PS/ 1AC/48DC/20 - 2866695

Accessories

Thermomagnetic device circuit breaker - CB TM1 1A SFB P - 2800836



Thermomagnetic device circuit breaker, 1-pos., tripping characteristic SFB, 1 PDT contact, plug for base element.

Thermomagnetic device circuit breaker - CB TM1 2A SFB P - 2800837



Thermomagnetic device circuit breaker, 1-pos., tripping characteristic SFB, 1 PDT contact, plug for base element.

Thermomagnetic device circuit breaker - CB TM1 3A SFB P - 2800838



Thermomagnetic device circuit breaker, 1-pos., tripping characteristic SFB, 1 PDT contact, plug for base element.

Thermomagnetic device circuit breaker - CB TM1 4A SFB P - 2800839



Thermomagnetic device circuit breaker, 1-pos., tripping characteristic SFB, 1 PDT contact, plug for base element.

Thermomagnetic device circuit breaker - CB TM1 5A SFB P - 2800840



Thermomagnetic device circuit breaker, 1-pos., tripping characteristic SFB, 1 PDT contact, plug for base element.

Power supply unit - QUINT-PS/ 1AC/48DC/20 - 2866695

Accessories

Thermomagnetic device circuit breaker - CB TM1 6A SFB P - 2800841



Thermomagnetic device circuit breaker, 1-pos., tripping characteristic SFB, 1 PDT contact, plug for base element.

Thermomagnetic device circuit breaker - CB TM1 8A SFB P - 2800842



Thermomagnetic device circuit breaker, 1-pos., tripping characteristic SFB, 1 PDT contact, plug for base element.

Thermomagnetic device circuit breaker - CB TM1 10A SFB P - 2800843



Thermomagnetic device circuit breaker, 1-pos., tripping characteristic SFB, 1 PDT contact, plug for base element.

Drawings

Block diagram

