



ST 35-PE

Order No.: 3036194

<http://eshop.phoenixcontact.de/phoenix/treeViewClick.do?UID=3036194>

Spring cage ground terminal block, Connection method: Spring-cage connection, Cross section: 2.5 mm² - 35 mm², AWG 14 - 2, Width: 16 mm, Color: green-yellow, Mounting type: NS 35/7.5, NS 35/15



Commercial data	
GTIN (EAN)	 4 017918 876760
sales group	A603
Pack	10 pcs.
Customs tariff	85369010
Product key	101603
country of origin	PL
Catalog page information	Page 151 (CL1-2011)

Product notes

WEEE/RoHS-compliant since:
01/01/2003



<http://www.download.phoenixcontact.com>
Please note that the data given here has been taken from the online catalog. For comprehensive information and data, please refer to the user documentation. The General Terms and Conditions of Use apply to Internet downloads.

Technical data**General**

Number of levels	1
Number of connections	2
Color	green-yellow
Insulating material	PA
Inflammability class according to UL 94	V0

Dimensions

Width	16 mm
Length	100 mm
Height NS 35/7.5	59 mm
Height NS 35/15	66.5 mm

Technical data

Maximum load current	125 A (with 35 mm ² conductor cross section)
Rated surge voltage	8 kV
Pollution degree	3
Surge voltage category	III
Insulating material group	I
Connection in acc. with standard	IEC 60947-7-2
Nominal current I _N	125 A
Open side panel	nein

Connection data

Conductor cross section solid min.	2.5 mm ²
Conductor cross section solid max.	35 mm ²
Conductor cross section stranded min.	2.5 mm ²
Conductor cross section stranded max.	35 mm ²
Conductor cross section AWG/kcmil min.	14
Conductor cross section AWG/kcmil max	2
Conductor cross section stranded, with ferrule without plastic sleeve min.	2.5 mm ²
Conductor cross section stranded, with ferrule without plastic sleeve max.	35 mm ²
Conductor cross section stranded, with ferrule with plastic sleeve min.	2.5 mm ²
Conductor cross section stranded, with ferrule with plastic sleeve max.	35 mm ²
2 conductors with same cross section, stranded, TWIN ferrules with plastic sleeve, min.	2.5 mm ²
2 conductors with same cross section, stranded, TWIN ferrules with plastic sleeve, max.	10 mm ²
Connection method	Spring-cage connection
Stripping length	25 mm
Internal cylindrical gage	A8

Certificates / Approvals

Certification

BV, CB, CSA, CUL, DNV, GL, GOST, KR, LR, NK, RS, UL, VDE-PZI

Certification Ex:

IECEX, KEMA-EX

Accessories

Item	Designation	Description
Bridges		
3005963	FBS 2-16	Plug-in bridge, Number of positions: 2, Color: red
Marking		
3030006	WST 10/35	Warning cover, 5-pos., for terminal widths of 10.2 mm, 12.2 mm, and 16 mm
1053001	ZB 10:UNBEDRUCKT	Zack marker strip, Strip, white, Unlabeled, Can be labeled with: Plotter, Mounting type: Snap into tall marker groove, For terminal block width: 10.2 mm, Lettering field: 10.5 x 10.15 mm
1053124	ZB10,LGS:1-9	Zack marker strip, Strip, white, Labeled, Printed horizontally: Consecutive numbers 1 - 9, Mounting type: Snap into tall marker groove, For terminal block width: 10.2 mm
1053014	ZB10,LGS:FORTL.ZAHLEN	Zack marker strip, Strip, white, Labeled, Can be labeled with: Plotter, Printed horizontally: Consecutive numbers 1 - 10, 11 - 20, etc. up to 991 - 1000, Mounting type: Snap into tall marker groove, For terminal block width: 10.2 mm
1053030	ZB10,LGS:GLEICHE ZAHLEN	Zack marker strip, Strip, white, Labeled, Can be labeled with: Plotter, Printed horizontally: Identical numbers 1 or 2, etc. up to 100, Mounting type: Snap into tall marker groove, For terminal block width: 10.2 mm
1053412	ZB10,LGS:L1-N,PE	Zack marker strip, Strip, white, Labeled, Can be labeled with: Plotter, Horizontal: L1, L2, L3, N, PE, L1, L2, L3, N, PE, Mounting type: Snap into tall marker groove, For terminal block width: 10.2 mm
1053438	ZB10,LGS:U-N	Zack marker strip, Strip, white, Labeled, Can be labeled with: Plotter, Horizontal: U, V, W, N, GND, U, V, W, N, GND, Mounting type: Snap into tall marker groove, For terminal block width: 10.2 mm

1053027	ZB10,QR:FORTL.ZAHLEN	Zack marker strip, Strip, white, Labeled, Can be labeled with: Plotter, Printed vertically: Consecutive numbers 1 - 10, 11 - 20, etc. up to 991 - 1000, Mounting type: Snap into tall marker groove, For terminal block width: 10.2 mm
1053043	ZB10,QR:GLEICHE ZAHLEN	Zack marker strip, white, Printed vertically: Identical numbers 1 or 2, etc. up to 100, For terminal block width: 10.2 mm
5062535	ZB10/BU-100:UNBEDRUCKT	Zack marker strip, blue, Unlabeled, For terminal block width: 10 mm
5062548	ZB10/GN-100:UNBEDRUCKT	Zack marker strip, green, Unlabeled, For terminal block width: 10 mm
5060883	ZB10/WH-100:UNBEDRUCKT	Zack marker strip, Strip, white, Unlabeled, Can be labeled with: Plotter, Mounting type: Snap into tall marker groove, For terminal block width: 10.2 mm
5062564	ZB10/YE-100:UNBEDRUCKT	Zack marker strip, Strip, yellow, Unlabeled, Can be labeled with: Plotter, Mounting type: Snap into tall marker groove, For terminal block width: 10.2 mm
1050525	ZB10:SO/CMS	Zack marker strip, white, For terminal block width: 10 mm
0800734	ZBFM 8/WH:UNBEDRUCKT	Flat zack marker sheet, Sheet, white, Unlabeled, Can be labeled with: Plotter, Mounting type: Snap into flat marker groove, For terminal block width: 8.2 mm, Lettering field: 5 x 8 mm
0804934	ZBFM 8:SO/CMS	Flat zack marker sheet, white, For terminal block width: 8.2 mm

Plug/Adapter

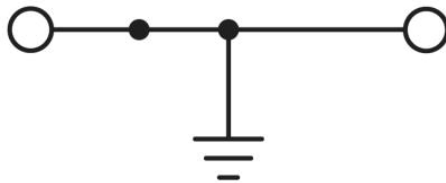
3029994	PAI-ST 35/1000MM	Test adapter, Color: red
---------	------------------	--------------------------

Tools

1206612	SZF 3-1,0X5,5	Actuation tool, for ST terminal blocks, also suitable for use as a bladed screwdriver, size: 1.0 x 5.5 x 150 mm, 2-component grip, with non-slip grip
---------	---------------	-------------------------------------------------------------------------------------------------------------------------------------------------------

Diagrams/Drawings

Circuit diagram



Address

PHOENIX CONTACT Deutschland GmbH
Flachmarktstr. 8
32825 Blomberg, Germany
Phone +49 5235 3 12000
Fax +49 5235 3 41200
<http://www.phoenixcontact.de>



© 2012 Phoenix Contact
Technical modifications reserved;