

Modem - TC EXTENDER 2001 ETH-2S - 2702409

Please be informed that the data shown in this PDF Document is generated from our Online Catalog. Please find the complete data in the user's documentation. Our General Terms of Use for Downloads are valid (<http://phoenixcontact.com/download>)



Second generation: Unmanaged Ethernet extender for point-to-point connections, line and ring structures, data rates up to 30 Mbps, distances of up to 20 km on in-house copper cables, diagnostics via USB and LEDs, 2 SHDSL ports, 1 LAN port

Why buy this product

- ✓ Distances up to 20 km
- ✓ Up to 15.3 Mbps in 2-wire operation
- ✓ Up to 30 Mbps in 4-wire operation
- ✓ Robust modulation method (SHDSL)
- ✓ PROFINET
- ✓ Automatic SHDSL data rate detection
- ✓ Network transparent (no IP configuration required)
- ✓ Protocol transparent
- ✓ Automatic detection of network cable type (auto MDI(X))
- ✓ Automatic network data rate detection (10/100 Mbps)
- ✓ Easy startup, plug and play
- ✓ Future proof (IPv4 and IPv6-compatible)
- ✓ Two digital outputs for alerting external controllers




Ethernet



Distributed Network Protocol



Key Commercial Data

Packing unit	1 STK
GTIN	 4 055626 162560
GTIN	4055626162560
Weight per Piece (excluding packing)	258.700 g
Custom tariff number	85176200
Country of origin	Germany

Technical data

Note

Modem - TC EXTENDER 2001 ETH-2S - 2702409

Technical data

Note

Utilization restriction	EMC: class A product, see manufacturer's declaration in the download area
-------------------------	---

Dimensions

Width	35 mm
Height	99 mm
Depth	114.5 mm

Ambient conditions

Ambient temperature (operation)	-20 °C ... 60 °C (Freestanding (40 mm spacing to the right and left), no supply of other modules via the device)
	-20 °C ... 55 °C (Mounted in rows with zero spacing and low power dissipation of aligned modules)
	-20 °C ... 50 °C (Mounted in rows with zero spacing)
	-20 °C ... 45 °C (Mounted in rows with zero spacing and supply of other modules via the device)
Ambient temperature (storage/transport)	-40 °C ... 85 °C
Permissible humidity (operation)	10 % ... 95 % (non-condensing)
Permissible humidity (storage/transport)	10 % ... 95 % (non-condensing)
Altitude	5000 m (For restrictions see manufacturer's declaration)
Degree of protection	IP20

General

Electrical isolation	VCC // Ethernet // DSL (A) // DSL (B) // FE
Test voltage data interface/power supply	1.5 kV _{rms} (50 Hz, 1 min.)
Standards/regulations	EN 50121-4
Electromagnetic compatibility	Conformance with EMC Directive 2014/30/EU
Net weight	258.7 g
Housing material	PA 6.6-FR
Color	gray
MTTF	711 Years (SN 29500 standard, temperature 25 °C, operating cycle 21 % (5 days a week, 8 hours a day))
	308 Years (SN 29500 standard, temperature 40 °C, operating cycle 34.25 % (5 days a week, 12 hours a day))
	125 Years (SN 29500 standard, temperature 40 °C, operating cycle 100 % (7 days a week, 24 hours a day))
Conformance	CE-compliant
ATEX	# II 3 G Ex nA IIC T4 Gc X (Please follow the special installation instructions in the documentation!)
UL, USA/Canada	cULus listed UL 508

Power supply

Nominal supply voltage	24 V DC ±5 % (as an alternative or redundant, via backplane bus contact and system current supply)
	5 V DC (configuration only, via mini-USB type B)
Supply voltage range	18 V DC ... 30 V DC

Modem - TC EXTENDER 2001 ETH-2S - 2702409

Technical data

Power supply

Typical current consumption	< 180 mA (24 V DC)
Connection method	COMBICON plug-in screw terminal block

Serial interface

Interface 1	Ethernet interface, 10/100Base-T(X) in acc. with IEEE 802.3u
Interface	Ethernet
Connection method	RJ45 socket, shielded
	1 port 10/100Base-T(X), auto negotiation
Transmission length	< 100 m (shielded twisted pair)
Protocols supported	Protocol-transparent for TCP/IP, IPv4, and IPv6
Serial transmission speed	10/100 Mbps, auto negotiation
Interface 2	SHDSL interface according to ITU-T G.991.2.bis
No. of channels	2 (2-wire operation)
Connection method	2 x 2-pos. COMBICON plug-in screw terminal blocks
Transmission length	< 20 km (Depending on data rate and cable cross section)
Conductor cross section solid min.	0.2 mm ²
Conductor cross section solid max.	2.5 mm ²
Conductor cross section flexible min.	0.2 mm ²
Conductor cross section flexible max.	2.5 mm ²
Conductor cross section AWG min.	24
Conductor cross section AWG max.	14
Serial transmission speed	4-wire operation: 64 kbps ... 30 Mbps
	2-wire operation: 32 kbps ... 15.3 Mbps
Interface 3	USB 2.0
Connection method	Mini-USB type B, 5-pos.
Transmission length	< 5 m (only for configuration and diagnostics)

Function

Management	Plug and Play, diagnostics via PSI-CONF software or web-based management (only with managed Ethernet extenders)
Status and diagnostic indicators	LEDs: US (supply voltage), ACT/LINK (Ethernet data traffic), ERR (errors) 2x LINK / 2x STAT (DSL data traffic port A and port B), DIAG (diagnostic messages)

Digital outputs

Output name	Digital output
Number of outputs	2
Voltage output signal	depending on the operating voltage
Current output signal	≤ 150 mA (Short-circuit-proof)
Connection method	2 x 2-pos. COMBICON plug-in screw terminal blocks
Behavior of the outputs	Deactivated for device supply via DIN rail connector

Standards and Regulations

Modem - TC EXTENDER 2001 ETH-2S - 2702409

Technical data

Standards and Regulations


Electromagnetic compatibility	Conformance with EMC Directive 2014/30/EU
Type of test	Vibration resistance in acc. with EN 60068-2-6/IEC 60068-2-6
Test result	5g, 10...150 Hz, 2.5 h, in XYZ direction
Type of test	Shock in acc. with EN 60068-2-27/IEC 60068-2-27
Test result	15g
Standards/regulations	EN 61000-4-2
Contact discharge	± 6 kV
Indirect discharge	± 6 kV
Standards/regulations	EN 61000-4-3
Frequency range	80 MHz ... 3 GHz
Standards/regulations	EN 61000-4-4
Comments	Criterion B
Standards/regulations	EN 61000-4-5
Signal	± 1 kV (asymmetrical, shielded Ethernet cable)
Standards/regulations	EN 55011
	EN 61000-4-6
Frequency range	0.15 MHz ... 80 MHz
Standards/regulations	EN 50121-4
Conformance	CE-compliant
ATEX	# II 3 G Ex nA IIC T4 Gc X
UL, USA/Canada	cULus listed UL 508

Environmental Product Compliance

China RoHS	Environmentally Friendly Use Period = 50
	For details about hazardous substances go to tab "Downloads", Category "Manufacturer's declaration"


Drawings

Application drawing



Point-to-point connection (2-wire)

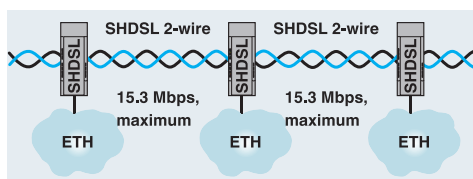
Application drawing



Point-to-point connection (4-wire)


Modem - TC EXTENDER 2001 ETH-2S - 2702409

Application drawing



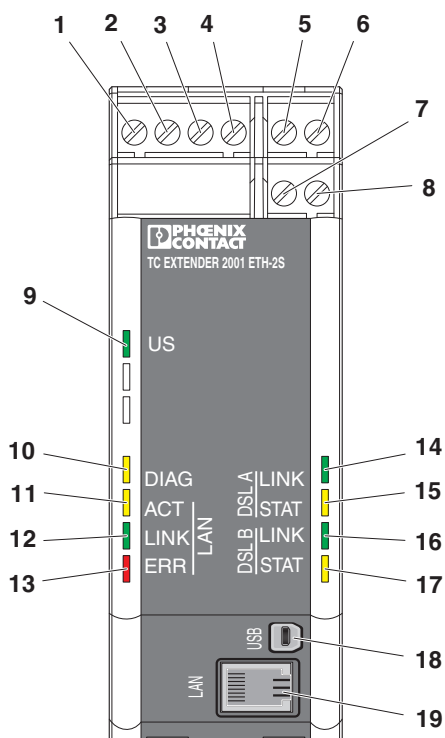
Linear structure (2-wire)

Application drawing



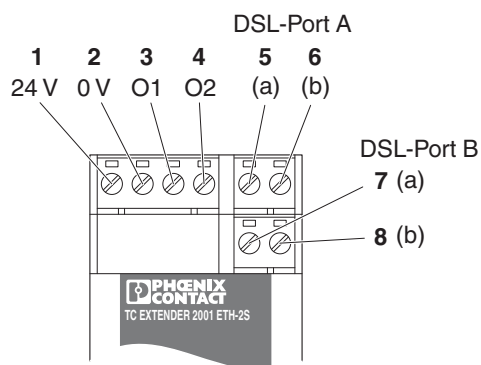
Linear structure (4-wire)

Schematic diagram



Front view

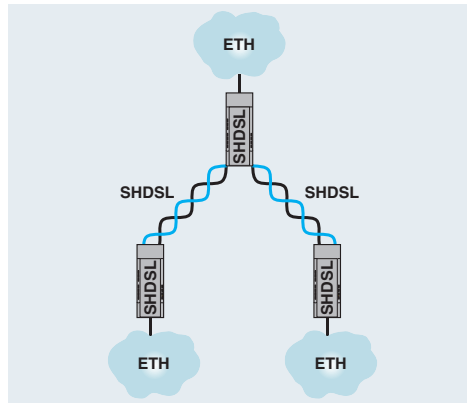
Schematic diagram



Device connections

Modem - TC EXTENDER 2001 ETH-2S - 2702409

Application drawing



Star structure

Classifications

eCl@ss

eCl@ss 5.1	27242208
eCl@ss 8.0	19060590
eCl@ss 9.0	19060590

ETIM

ETIM 4.0	EC000740
ETIM 5.0	EC000740
ETIM 6.0	EC000740

UNSPSC

UNSPSC 6.01	30211506
UNSPSC 7.0901	39121008
UNSPSC 11	39121008
UNSPSC 12.01	39121008
UNSPSC 13.2	43222628

Approvals

Approvals

Approvals

UL Listed / cUL Listed / ATEX / cULus Listed

Ex Approvals

Modem - TC EXTENDER 2001 ETH-2S - 2702409

Approvals

Approval details

UL Listed		http://database.ul.com/cgi-bin/XYV/template/LISEXT/1FRAME/index.htm	FILE E 238705
-----------	--	---	---------------

cUL Listed		http://database.ul.com/cgi-bin/XYV/template/LISEXT/1FRAME/index.htm	FILE E 238705
------------	--	---	---------------

ATEX			PxCIF11ATEX2313643X
------	--	--	---------------------

cULus Listed			
--------------	--	--	--

Accessories

Accessories

Data cable preassembled

Network cable - FL CAT5 HEAVY CONF/ - 2744827



CAT5-SF/UTP cable (J-02YS(ST)C HP 2 x 2 x 24 AWG), heavy-duty installation cable, 2 x 2 x 0.22 mm², solid conductor, shielded, outer sheath: 7.8 mm diameter, inner sheath: 5.75 mm ± 0.15 mm diameter, preassembled on both sides with RJ45 plug, crossover or line

DIN rail connector

Electronic housing - ME 17,5 TBUS 1,5/ 5-ST-3,81 GN - 2709561



DIN rail connector for DIN rail mounting. Universal for TBUS housing. Gold-plated contacts, 5-pos.

Patch cable

Modem - TC EXTENDER 2001 ETH-2S - 2702409

Accessories

Patch cable - FL CAT5 PATCH 0,5 - 2832263



Patch cable, CAT5, assembled, 0.5 m

Patch cable - FL CAT5 PATCH 5,0 - 2832580



Patch cable, CAT5, assembled, 5 m

Power supply

Power supply unit - MINI-SYS-PS-100-240AC/24DC/1.5 - 2866983



Primary-switched MINI POWER supply for DIN rail mounting, input: 1-phase, output: 24 V DC/1.5 A

Programming cable

Cable for programming - PSI-CA-USB A/MINI B/1METER - 2313575



USB 2.0 cable, USB A male plug to mini-USB B male plug, length: 1 m

USB cable - CABLE-USB/MINI-USB-3,0M - 2986135



USB connecting cable: USB plug type A to USB plug type Mini-B; length: 3 m

Safety locking

Modem - TC EXTENDER 2001 ETH-2S - 2702409

Accessories

Security element - FL PATCH SAFE CLIP - 2891246



Security element for FL patch cable

Surge protection for information technology

Surge protection device - DT-TELE-SHDSL - 2801593



Attachment plug with surge protection for two SHDSL telecommunications interfaces (ports). Connection: RJ45 (RJ12/RJ11) and plug-in screw terminal block (COMBICON). Alternatively, can be snapped onto a DIN rail.