


## High Current Connectors - UHV 95-AS/AS - 2130020

Please be informed that the data shown in this PDF Document is generated from our Online Catalog. Please find the complete data in the user's documentation. Our General Terms of Use for Downloads are valid (<http://download.phoenixcontact.com>)



Universal terminal block with bolt connection, cross section: 35 - 95 mm<sup>2</sup>, AWG: 2 - 4/0, width: 40 mm, color: gray


The illustration shows a combination of versions UHV 95-AS/AS, UHV 95-KH/AS and UHV 95-KH/KH

### Why buy this product

- ✓ Versions are available with a cable lug or direct connection and there is a mixed version of both connection methods
- ✓ The UHV ... high-current connectors are available in several versions
- ✓ The comprehensive range of accessories, such as the connection rail for cross connection, ensures safe and user-friendly wiring of conductors up to 240 mm<sup>2</sup>



### Key commercial data

Packing unit	10 pc
GTIN	 4 017918 052805
Weight per Piece (excluding packing)	303.0 g
Weight per piece (including packing)	303.0 g
Custom tariff number	85369010
Country of origin	India
Sales Key	A1 - Terminal Strips

### Technical data

#### General

Number of levels	1
Number of connections	2
Color	gray
Insulating material	PA-F
Inflammability class according to UL 94	HB
Rated surge voltage	8 kV
Pollution degree	3

# High Current Connectors - UHV 95-AS/AS - 2130020

## Technical data

### General

Surge voltage category	III
Insulating material group	II
Connection in acc. with standard	IEC 60947-7-1
Nominal current $I_N$	232 A
Nominal voltage $U_N$	1000 V
Open side panel	nein
Surge voltage test setpoint	9.8 kV
Result of surge voltage test	Test passed
Power frequency withstand voltage setpoint	2 kV
Result of power-frequency withstand voltage test	Test passed
Checking the mechanical stability of terminal points (5 x conductor connection)	Test passed
Tight fit on carrier	NS 35
Setpoint	15 N
Result of tight fit test	Test passed
Requirements, voltage drop	$\leq 3.2$ mV
Result of voltage drop test	Test passed
Temperature-rise test	Test passed
Conductor cross section short circuit testing	95 mm <sup>2</sup>
Short-time current	11.4 kA
Short circuit stability result	Test passed
Temperature index, insulating material (DIN EN 60216-1 (VDE 0304-21))	145 °C

### Dimensions

Length	110 mm
Width	40 mm
Height NS 35/15	56 mm

### Connection data

Conductor cross section solid min.	25 mm <sup>2</sup>
Conductor cross section solid max.	95 mm <sup>2</sup>
Conductor cross section stranded min.	35 mm <sup>2</sup>
Conductor cross section stranded max.	95 mm <sup>2</sup>
Conductor cross section AWG/kcmil min.	4
Conductor cross section AWG/kcmil max	3/0
Conductor cross section stranded, with ferrule without plastic sleeve min.	35 mm <sup>2</sup>
Conductor cross section stranded, with ferrule without plastic sleeve max.	95 mm <sup>2</sup>
Conductor cross section stranded, with ferrule with plastic sleeve min.	35 mm <sup>2</sup>
Conductor cross section stranded, with ferrule with plastic sleeve max.	95 mm <sup>2</sup>
2 conductors with same cross section, solid min.	25 mm <sup>2</sup>

# High Current Connectors - UHV 95-AS/AS - 2130020

## Technical data

### Connection data

2 conductors with same cross section, solid max.	35 mm <sup>2</sup>
2 conductors with same cross section, stranded min.	25 mm <sup>2</sup>
2 conductors with same cross section, stranded max.	35 mm <sup>2</sup>
2 conductors with same cross section, stranded, ferrules without plastic sleeve, min.	16 mm <sup>2</sup>
2 conductors with same cross section, stranded, ferrules without plastic sleeve, max.	35 mm <sup>2</sup>
Stripping length	29 mm
Tightening torque, min	15 Nm
Tightening torque max	20 Nm
Connection method	Bolt connection
Connection in acc. with standard	DIN 46,235
Min. cross section	25 mm <sup>2</sup>
Max. cross section	95 mm <sup>2</sup>
Hole diameter	13 mm
Bolt diameter	12 mm
Bolt thread	M12
Tightening torque, min	25 Nm
Tightening torque max	30 Nm
Connection in acc. with standard	DIN 46 234
Min. cross section	10 mm <sup>2</sup>
Max. cross section	95 mm <sup>2</sup>
Hole diameter	13 mm
Bolt diameter	12 mm
Bolt thread	M12
Tightening torque, min	25 Nm
Tightening torque max	30 Nm
Power rail	30 mm x 5 mm

## Classifications

### eCl@ss

eCl@ss 4.0	27141120
eCl@ss 4.1	27141120
eCl@ss 5.0	27141120
eCl@ss 5.1	27141120
eCl@ss 6.0	27141120
eCl@ss 7.0	27141120
eCl@ss 8.0	27141120

# High Current Connectors - UHV 95-AS/AS - 2130020

## Classifications

### ETIM

ETIM 2.0	EC000897
ETIM 3.0	EC000897
ETIM 4.0	EC000897
ETIM 5.0	EC000897

### UNSPSC

UNSPSC 6.01	30211811
UNSPSC 7.0901	39121410
UNSPSC 11	39121410
UNSPSC 12.01	39121410
UNSPSC 13.2	39121410

## Approvals

### Approvals

#### Approvals

CSA / UL Recognized / GOST / GL / RS / PRS / GOST

#### Ex Approvals

#### Approvals submitted

### Approval details



CSA		
	B	C
mm <sup>2</sup> /AWG/kcmil	2	2
Nominal current IN	200 A	200 A
Nominal voltage UN	600 V	600 V

UL Recognized		
	B	C
mm <sup>2</sup> /AWG/kcmil	2	2
Nominal current IN	230 A	230 A

# High Current Connectors - UHV 95-AS/AS - 2130020

## Approvals

	B	C
Nominal voltage UN	600 V	600 V



## Accessories

### Accessories

#### Bridge

Connection rail - UHV 95-VS 3 - 2130648



Connection rail, Color: silver

Connection rail - UHV 95-VS 2 - 2130635



Connection rail, Color: silver

#### Cover

## High Current Connectors - UHV 95-AS/AS - 2130020

### Accessories

Covering hood - UHV 95-AH - 2130457



Covering hood, Width: 36.8 mm, Height: 65.5 mm, Color: gray

---

### End block

End clamp - E/AL-NS 32 - 1201659



End clamp, for end support of UKH 50 - UKH 240, is pushed onto DIN rail NS 32 and fixed with 2 screws, width: 10 mm, color: Aluminum

---

End clamp - E/AL-NS 35 - 1201662



End clamp, for end support of UKH 50 to UKH 240, is pushed onto DIN rail NS 35 and fixed with 2 screws, width: 10 mm, color: aluminum

---

### Flange

Flange cover - UHV -E - 2130428



Flange cover, Length: 43.3 mm, Width: 5.2 mm, Color: gray

---

### Labeled terminal marker

Zack marker strip - ZB 10 CUS - 0824941



Zack marker strip, can be ordered: Strip, white, labeled according to customer specifications, Mounting type: Snap into tall marker groove, for terminal block width: 10.2 mm, Lettering field: 10.15 x 10.5 mm

## High Current Connectors - UHV 95-AS/AS - 2130020

### Accessories

#### Zack marker strip - ZB10,LGS:FORTL.ZAHLEN - 1053014



Zack marker strip, Strip, white, labeled, can be labeled with: Plotter, Printed horizontally: Consecutive numbers 1 - 10, 11 - 20, etc. up to 991 - 1000, Mounting type: Snap into tall marker groove, for terminal block width: 10.2 mm, Lettering field: 10.15 x 10.5 mm

#### Zack marker strip - ZB10,QR:FORTL.ZAHLEN - 1053027



Zack marker strip, Strip, white, labeled, can be labeled with: Plotter, Printed vertically: Consecutive numbers 1 - 10, 11 - 20, etc. up to 991 - 1000, Mounting type: Snap into tall marker groove, for terminal block width: 10.2 mm, Lettering field: 10.15 x 10.5 mm

#### Zack marker strip - ZB10,LGS:GLEICHE ZAHLEN - 1053030



Zack marker strip, Strip, white, labeled, can be labeled with: Plotter, Printed horizontally: Identical numbers 1 or 2, etc. up to 100, Mounting type: Snap into tall marker groove, for terminal block width: 10.2 mm, Lettering field: 10.15 x 10.5 mm

#### Marker for terminal blocks - ZB10,LGS:L1-N,PE - 1053412



Marker for terminal blocks, Strip, white, labeled, can be labeled with: Plotter, Horizontal: L1, L2, L3, N, PE, L1, L2, L3, N, PE, Mounting type: Snap into tall marker groove, for terminal block width: 10.2 mm, Lettering field: 10.15 x 10.5 mm

#### Marker for terminal blocks - ZB10,LGS:U-N - 1053438



Marker for terminal blocks, Strip, white, labeled, can be labeled with: Plotter, Horizontal: U, V, W, N, GND, U, V, W, N, GND, Mounting type: Snap into tall marker groove, for terminal block width: 10.2 mm, Lettering field: 10.15 x 10.5 mm

## High Current Connectors - UHV 95-AS/AS - 2130020

### Accessories

Marker for terminal blocks - UC-TM 10 CUS - 0824605



Marker for terminal blocks, can be ordered: by sheet, white, labeled according to customer specifications, Mounting type: Snap into tall marker groove, for terminal block width: 10.2 mm, Lettering field: 9.6 x 10.5 mm

Marker for terminal blocks - UCT-TM 10 CUS - 0829623



Marker for terminal blocks, can be ordered: by sheet, white, labeled according to customer specifications, Mounting type: Snap into tall marker groove, for terminal block width: 10.2 mm, Lettering field: 8.9 x 9.6 mm

### Mounting material

Insertion profile - UKH 95 EP - 3009231



Insertion profile, Color: silver

### Mounting rail

DIN rail perforated - NS 32 PERF 2000MM - 1201002



G-profile DIN rail, material: Steel, perforated, height 15 mm, width 32 mm, length 2 m

DIN rail, unperforated - NS 32 UNPERF 2000MM - 1201015



G-profile DIN rail, material: Steel, unperforated, height 15 mm, width 32 mm, length 2 m

### Partition plate



## High Current Connectors - UHV 95-AS/AS - 2130020

### Accessories

Separating plate - UHV -TP2 - 2130415



Separating plate, Width: 2 mm, Height: 67.5 mm, Color: gray

---

### Socket spanner

Tool - VDE-ISS 6 - 1201934



Allen wrench, fully insulated, safety tool in accordance with EN 60900, length: 150 mm, handle width: 110 mm, for all terminal blocks with 8 mm Allen screw

---

### Terminal marking

Marker cards - SBS10:UNBEDRUCKT - 1007248



Marker cards, Card, white, Unlabeled, can be labeled with: Plotter, Perforated, Mounting type: Snap into tall marker groove, Snap into flat marker groove, for terminal block width: 10 mm, Lettering field: 6 x 10.1 mm

---

Zack marker strip - ZB 10:UNBEDRUCKT - 1053001



Zack marker strip, Strip, white, Unlabeled, can be labeled with: Plotter, Mounting type: Snap into tall marker groove, for terminal block width: 10.2 mm, Lettering field: 10.5 x 10.15 mm

---

Marker for terminal blocks - UC-TM 10 - 0818069



Marker for terminal blocks, Sheet, white, Unlabeled, can be labeled with: BLUEMARK CLED, BLUEMARK LED, Plotter, Mounting type: Snap into tall marker groove, for terminal block width: 10.2 mm, Lettering field: 9.6 x 10.5 mm

# High Current Connectors - UHV 95-AS/AS - 2130020

## Accessories

Marker for terminal blocks - UCT-TM 10 - 0829142

Marker for terminal blocks, Sheet, white, Unlabeled, can be labeled with: THERMOMARK CARD, BLUEMARK CLED, BLUEMARK LED, Mounting type: Snap into tall marker groove, for terminal block width: 10.2 mm, Lettering field: 8.9 x 9.6 mm



## Drawings

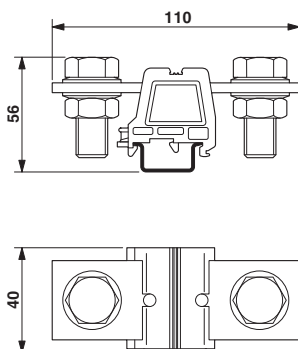
Pictogram



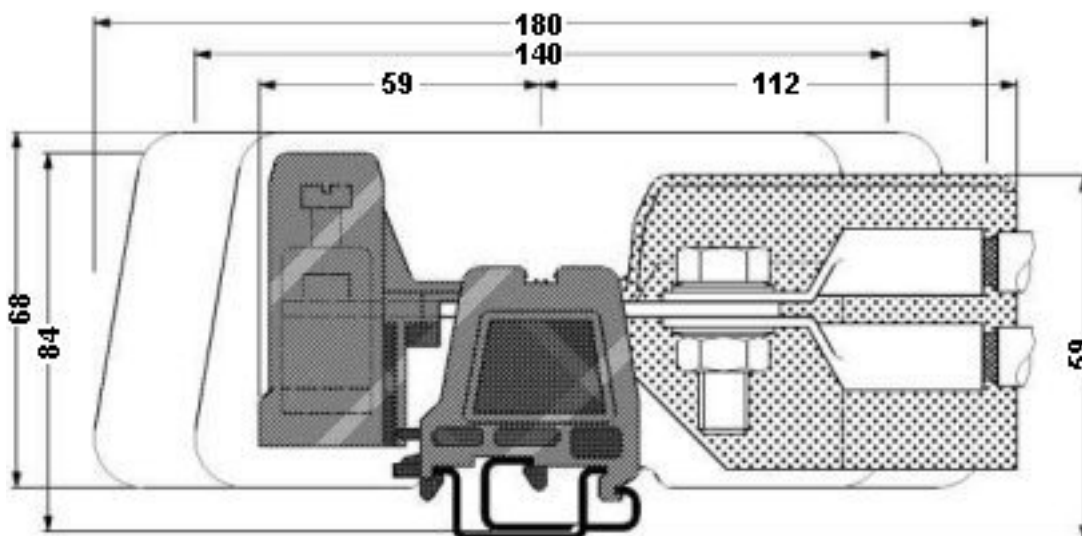
Circuit diagram



Dimensioned drawing

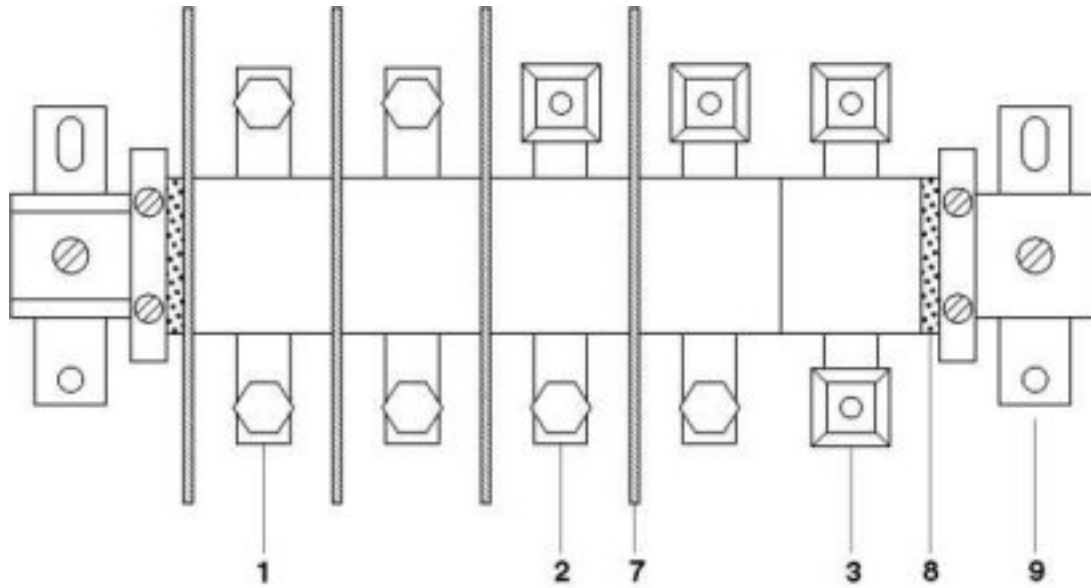


Dimensioned drawing



## High Current Connectors - UHV 95-AS/AS - 2130020

Circuit diagram



- 1 = high current connector, AS screw set on both sides
- 2 = high current connector, terminal sleeve KH on one side, screw set AS on the other side
- 3 = high current connector, terminal sleeves KH on both sides, for direct cable connection
- 7 = separating plate
- 8 = end piece
- 9 = flat bracket