

## Fuse modular terminal block - UK 10-DREHSI (5X20) - 3005109

Please be informed that the data shown in this PDF Document is generated from our Online Catalog. Please find the complete data in the user's documentation. Our General Terms of Use for Downloads are valid (<http://phoenixcontact.com/download>)




Fuse terminal block for cartridge fuse insert, cross section: 0.5 - 16 mm<sup>2</sup>, AWG: 24 - 6, width: 12 mm, color: black

### Why buy this product

- Can be bridged with FBI ... fixed bridge



### Key Commercial Data

Packing unit	50 pc
GTIN	 4 017918 091040
Sales Key	A1 - Terminal Strips

### Technical data

#### General

Number of levels	1
Number of connections	2
Nominal cross section	16 mm <sup>2</sup>
Color	black
Insulating material	PA
Inflammability class according to UL 94	V0
Fuse	G / 5 x 20
Fuse type	Glass
Rated surge voltage	4 kV
Pollution degree	3
Surge voltage category	III
Insulating material group	I
Connection in acc. with standard	IEC 60947-7-3
Maximum load current	10 A
Nominal current I <sub>N</sub>	10 A
Nominal voltage U <sub>N</sub>	500 V (As a fuse terminal block)

# Fuse modular terminal block - UK 10-DREHSI (5X20) - 3005109

## Technical data

### General

	800 V (As a disconnect terminal block)
Open side panel	nein
Number of positions	1
Shock protection test specification	DIN EN 50274 (VDE 0660-514):2002-11
Back of the hand protection	guaranteed
Finger protection	guaranteed
Test specification, oscillation, broadband noise	DIN EN 50155 (VDE 0115-200):2008-03
Test spectrum	Service life test category 1, class B, body mounted
Test frequency	$f_1 = 5 \text{ Hz}$ to $f_2 = 150 \text{ Hz}$
ASD level	$1.857 \text{ (m/s}^2\text{)}^2\text{/Hz}$
Acceleration	0.8g
Test duration per axis	5 h
Test directions	X-, Y- and Z-axis
Oscillation, broadband noise test result	Test passed
Test specification, shock test	DIN EN 50155 (VDE 0115-200):2008-03
Shock form	Semi-sinusoidal
Acceleration	5 g
Shock duration	30 ms
Number of shocks per direction	3
Test directions	X-, Y- and Z-axis (pos. and neg.)
Shock test result	Test passed
Temperature index, insulating material (DIN EN 60216-1 (VDE 0304-21))	130 °C
Static insulating material application in cold	-60 °C

### Dimensions

Width	12 mm
Length	62 mm
Height NS 35/7,5	57.2 mm
Height NS 35/15	64.7 mm
Height NS 32	62.2 mm

### Connection data

Conductor cross section solid min.	0.5 mm <sup>2</sup>
Conductor cross section solid max.	16 mm <sup>2</sup>
Conductor cross section flexible min.	0.5 mm <sup>2</sup>
Conductor cross section flexible max.	16 mm <sup>2</sup>
Conductor cross section AWG min.	20
Conductor cross section AWG max.	6
Conductor cross section flexible, with ferrule without plastic sleeve min.	0.5 mm <sup>2</sup>
Conductor cross section flexible, with ferrule without plastic sleeve max.	10 mm <sup>2</sup>
Conductor cross section flexible, with ferrule with plastic sleeve min.	0.5 mm <sup>2</sup>

## Fuse modular terminal block - UK 10-DREHSI (5X20) - 3005109

### Technical data

#### Connection data

Conductor cross section flexible, with ferrule with plastic sleeve max.	10 mm <sup>2</sup>
Cross section with insertion bridge, solid max.	10 mm <sup>2</sup>
Cross section with insertion bridge, stranded max.	10 mm <sup>2</sup>
2 conductors with same cross section, solid min.	0.5 mm <sup>2</sup>
2 conductors with same cross section, solid max.	4 mm <sup>2</sup>
2 conductors with same cross section, stranded min.	0.5 mm <sup>2</sup>
2 conductors with same cross section, stranded max.	4 mm <sup>2</sup>
2 conductors with same cross section, stranded, ferrules without plastic sleeve, min.	0.5 mm <sup>2</sup>
2 conductors with same cross section, stranded, ferrules without plastic sleeve, max.	4 mm <sup>2</sup>
2 conductors with same cross section, stranded, TWIN ferrules with plastic sleeve, min.	0.5 mm <sup>2</sup>
2 conductors with same cross section, stranded, TWIN ferrules with plastic sleeve, max.	10 mm <sup>2</sup>
Cross section with insertion bridge, solid max.	10 mm <sup>2</sup>
Cross section with insertion bridge, stranded max.	10 mm <sup>2</sup>
Connection method	Screw connection
Stripping length	11 mm
Internal cylindrical gage	B6
Screw thread	M4
Tightening torque, min	1.5 Nm
Tightening torque max	1.8 Nm

### Classifications

#### eCl@ss

eCl@ss 4.0	27141116
eCl@ss 4.1	27141116
eCl@ss 5.0	27141116
eCl@ss 5.1	27141116
eCl@ss 6.0	27141116
eCl@ss 7.0	27141116
eCl@ss 8.0	27141116

#### ETIM

ETIM 2.0	EC000899
ETIM 3.0	EC000899
ETIM 4.0	EC000899
ETIM 5.0	EC000899

# Fuse modular terminal block - UK 10-DREHSI (5X20) - 3005109

## Classifications

### UNSPSC

UNSPSC 6.01	30211812
UNSPSC 7.0901	39121411
UNSPSC 11	39121411
UNSPSC 12.01	39121411
UNSPSC 13.2	39121411

## Approvals

### Approvals

#### Approvals


CSA / UL Recognized / KEMA-KEUR / LR / GL / BV / PRS / CCA / IECCEB Scheme / EAC


#### Ex Approvals

#### Approvals submitted

BV

### Approval details

CSA 	
mm <sup>2</sup> /AWG/kcmil	22-6
Nominal current I <sub>N</sub>	20 A
Nominal voltage U <sub>N</sub>	300 V

UL Recognized 		
	B	C
mm <sup>2</sup> /AWG/kcmil	24-6	24-6
Nominal current I <sub>N</sub>	20 A	20 A
Nominal voltage U <sub>N</sub>	300 V	300 V

# Fuse modular terminal block - UK 10-DREHSI (5X20) - 3005109

## Approvals

KEMA-KEUR	
mm <sup>2</sup> /AWG/kcmil	0.5-16
Nominal current I <sub>N</sub>	10 A
Nominal voltage U <sub>N</sub>	800 V

LR

GL

BV

PRS

CCA

IECEE CB Scheme	
mm <sup>2</sup> /AWG/kcmil	0.5-16
Nominal current I <sub>N</sub>	10 A
Nominal voltage U <sub>N</sub>	800 V

EAC

## Accessories

### Accessories

#### End block

End clamp - CLIPFIX 35 - 3022218



Quick mounting end clamp for NS 35/7,5 DIN rail or NS 35/15 DIN rail, with marking option, width: 9.5 mm, color: gray

## Fuse modular terminal block - UK 10-DREHSI (5X20) - 3005109

### Accessories

End clamp - CLIPFIX 35-5 - 3022276



Quick mounting end clamp for NS 35/7,5 DIN rail or NS 35/15 DIN rail, with marking option, with parking option for FBS...5, FBS...6, KSS 5, KSS 6, width: 5.15 mm, color: gray

---

End clamp - E/NS 35 N - 0800886



End clamp, width: 9.5 mm, color: gray

---

End clamp - E/UK - 1201442



End clamp, Width: 9.5 mm, Height: 35.3 mm, Length: 50.5 mm, Color: gray

---

End clamp - E/UK 1 - 1201413



End clamps, for supporting the ends of double-level and three-level terminal blocks, width: 10 mm, color: gray

---

### Insertion bridge

Insertion bridge - EB 10-12 - 3006137



Insertion bridge, Number of positions: 10, Color: gray

---

### Labeled terminal marker

## Fuse modular terminal block - UK 10-DREHSI (5X20) - 3005109

### Accessories

Zack marker strip - ZB 6 CUS - 0824992



Zack marker strip, can be ordered: Strip, white, labeled according to customer specifications, Mounting type: Snap into tall marker groove, for terminal block width: 6.2 mm, Lettering field: 6.15 x 10.5 mm

---

Zack marker strip - ZB 6,LGS:FORTL.ZAHLEN - 1051016



Zack marker strip, Strip, white, labeled, can be labeled with: Plotter, Printed horizontally: Consecutive numbers 1 - 10, 11 - 20, etc. up to 491 - 500, Mounting type: Snap into tall marker groove, for terminal block width: 6.2 mm, Lettering field: 6.15 x 10.5 mm

---

Zack marker strip - ZB 6,QR:FORTL.ZAHLEN - 1051029



Zack marker strip, Strip, white, labeled, can be labeled with: Plotter, Printed vertically: Consecutive numbers 1 - 10, 11 - 20, etc. up to 491 - 500, Mounting type: Snap into tall marker groove, for terminal block width: 6.2 mm, Lettering field: 6.15 x 10.5 mm

---

Zack marker strip - ZB 6,LGS:GLEICHE ZAHLEN - 1051032



Zack marker strip, Strip, white, labeled, can be labeled with: Plotter, Printed horizontally: Identical numbers 1 or 2, etc. up to 100, Mounting type: Snap into tall marker groove, for terminal block width: 6.2 mm, Lettering field: 6.15 x 10.5 mm

---

Marker for terminal blocks - ZB 6,LGS:L1-N,PE - 1051414



Marker for terminal blocks, Strip, white, labeled, can be labeled with: Plotter, Horizontal: L1, L2, L3, N, PE, L1, L2, L3, N, PE, Mounting type: Snap into tall marker groove, for terminal block width: 6.2 mm, Lettering field: 6.15 x 10.5 mm

---

## Fuse modular terminal block - UK 10-DREHSI (5X20) - 3005109

### Accessories

Marker for terminal blocks - ZB 6,LGS:U-N - 1051430



Marker for terminal blocks, Strip, white, labeled, can be labeled with: Plotter, Printed horizontally: U, V, W, N, GND, U, V, W, N, GND, Mounting type: Snap into tall marker groove, for terminal block width: 6.2 mm, Lettering field: 6.15 x 10.5 mm

Marker for terminal blocks - UC-TM 6 CUS - 0824589



Marker for terminal blocks, can be ordered: by sheet, white, labeled according to customer specifications, Mounting type: Snap into tall marker groove, for terminal block width: 6.2 mm, Lettering field: 5.6 x 10.5 mm

Marker for terminal blocks - UCT-TM 6 CUS - 0829602



Marker for terminal blocks, can be ordered: by sheet, white, labeled according to customer specifications, Mounting type: Snap into tall marker groove, for terminal block width: 6.2 mm, Lettering field: 5.6 x 10.5 mm

### Mounting rail

DIN rail perforated - NS 32 PERF 2000MM - 1201002



G-profile DIN rail, material: Steel, perforated, height 15 mm, width 32 mm, length 2 m

DIN rail, unperforated - NS 32 UNPERF 2000MM - 1201015



G-profile DIN rail, material: Steel, unperforated, height 15 mm, width 32 mm, length 2 m



## Fuse modular terminal block - UK 10-DREHSI (5X20) - 3005109

### Accessories

DIN rail perforated - NS 35/ 7,5 PERF 2000MM - 0801733



DIN rail, material: steel galvanized and passivated with a thick layer, perforated, height 7.5 mm, width 35 mm, length: 2000 mm

---

DIN rail, unperforated - NS 35/ 7,5 UNPERF 2000MM - 0801681



DIN rail, material: Steel, unperforated, height 7.5 mm, width 35 mm, length: 2 m

---

DIN rail perforated - NS 35/ 7,5 WH PERF 2000MM - 1204119



DIN rail 35 mm (NS 35)

---

DIN rail - NS 35/ 7,5 WH UNPERF 2000MM - 1204122



DIN rail 35 mm (NS 35)

---

DIN rail, unperforated - NS 35/ 7,5 AL UNPERF 2000MM - 0801704



DIN rail, unperforated, Width: 35 mm, Height: 7.5 mm, Length: 2000 mm, Color: silver

---

## Fuse modular terminal block - UK 10-DREHSI (5X20) - 3005109

### Accessories

DIN rail perforated - NS 35/ 7,5 ZN PERF 2000MM - 1206421



DIN rail, material: Galvanized, perforated, height 7.5 mm, width 35 mm, length: 2 m

---

DIN rail, unperforated - NS 35/ 7,5 ZN UNPERF 2000MM - 1206434



DIN rail, material: Galvanized, unperforated, height 7.5 mm, width 35 mm, length: 2 m

---

DIN rail, unperforated - NS 35/ 7,5 CU UNPERF 2000MM - 0801762



DIN rail, material: Copper, unperforated, height 7.5 mm, width 35 mm, length: 2 m

---

End cap - NS 35/ 7,5 CAP - 1206560



DIN rail end piece, for DIN rail NS 35/7.5

---

DIN rail perforated - NS 35/15 PERF 2000MM - 1201730



DIN rail, material: steel galvanized and passivated with a thick layer, perforated, height 15 mm, width 35 mm, length: 2000 mm

---

## Fuse modular terminal block - UK 10-DREHSI (5X20) - 3005109

### Accessories

DIN rail, unperforated - NS 35/15 UNPERF 2000MM - 1201714



DIN rail, material: Steel, unperforated, height 15 mm, width 35 mm, length: 2 m

---

DIN rail perforated - NS 35/15 WH PERF 2000MM - 0806602



DIN rail 35 mm (NS 35)

---

DIN rail - NS 35/15 WH UNPERF 2000MM - 1204135



DIN rail 35 mm (NS 35)

---

DIN rail, unperforated - NS 35/15 AL UNPERF 2000MM - 1201756



DIN rail, deep drawn, high profile, unperforated, 1.5 mm thick, material: aluminum, height 15 mm, width 35 mm, length 2000 mm

---

DIN rail perforated - NS 35/15 ZN PERF 2000MM - 1206599



DIN rail, material: Galvanized, perforated, height 15 mm, width 35 mm, length: 2 m

---

## Fuse modular terminal block - UK 10-DREHSI (5X20) - 3005109

### Accessories

DIN rail, unperforated - NS 35/15 ZN UNPERF 2000MM - 1206586



DIN rail, material: Galvanized, unperforated, height 15 mm, width 35 mm, length: 2 m

---

DIN rail, unperforated - NS 35/15 CU UNPERF 2000MM - 1201895



DIN rail, material: Copper, unperforated, 1.5 mm thick, height 15 mm, width 35 mm, length: 2 m

---

End cap - NS 35/15 CAP - 1206573



DIN rail end piece, for DIN rail NS 35/15

---

DIN rail, unperforated - NS 35/15-2,3 UNPERF 2000MM - 1201798



DIN rail, material: Steel, unperforated, 2.3 mm thick, height 15 mm, width 35 mm, length: 2 m

---

### Screw bridge

Fixed bridge - FBI 2-12 - 0200075



Fixed bridge, Number of positions: 2, Color: silver

---

## Fuse modular terminal block - UK 10-DREHSI (5X20) - 3005109

### Accessories

Fixed bridge - FBI 10-12 - 0203454



Fixed bridge, Number of positions: 10, Color: silver

---

### Screwdriver tools

Screwdriver - SZS 1,0X4,0 VDE - 1205066



Screwdriver, slot-headed, VDE insulated, size: 1.0 x 4.0 x 100 mm, 2-component grip, with non-slip grip

---

### Terminal marking

Zack marker strip - ZB 6:UNBEDRUCKT - 1051003



Zack marker strip, Strip, white, unlabeled, can be labeled with: Plotter, Mounting type: Snap into tall marker groove, for terminal block width: 6.2 mm, Lettering field: 6.15 x 10.5 mm

---

Marker for terminal blocks - UC-TM 6 - 0818085



Marker for terminal blocks, Sheet, white, unlabeled, can be labeled with: BLUEMARK CLED, BLUEMARK LED, Plotter, Mounting type: Snap into tall marker groove, for terminal block width: 6.2 mm, Lettering field: 5.6 x 10.5 mm

---

Marker for terminal blocks - UCT-TM 6 - 0828736



Marker for terminal blocks, Sheet, white, unlabeled, can be labeled with: THERMOMARK CARD, BLUEMARK CLED, BLUEMARK LED, TOPMARK LASER, Mounting type: Snap into tall marker groove, for terminal block width: 6.2 mm, Lettering field: 5.6 x 10.5 mm

---

### Test socket

## Fuse modular terminal block - UK 10-DREHSI (5X20) - 3005109

### Accessories

Female test connector - PSBJ 4/15/6 FARBLOS - 0303419



Female test connector, Color: transparent

---

Female test connector - PSBJ 4/15/6 WH - 0303312



Female test connector, Color: white

---

Female test connector - PSBJ 4/15/6 RD - 0303325



Female test connector, Color: red

---

Female test connector - PSBJ 4/15/6 BU - 0303354



Female test connector, Color: blue

---

Female test connector - PSBJ 4/15/6 YE - 0303367



Female test connector, Color: yellow

---

## Fuse modular terminal block - UK 10-DREHSI (5X20) - 3005109

### Accessories

Female test connector - PSBJ 4/15/6 GN - 0303370



Female test connector, Color: green

---

Female test connector - PSBJ 4/15/6 VT - 0303383



Female test connector, Color: violet

---

Female test connector - PSBJ 4/15/6 GY - 0303396



Female test connector, Color: gray

---

Female test connector - PSBJ 4/15/6 BK - 0303406



Female test connector, Color: black

---

Female test connector - PSB 4/7/6 - 0303299



Female test connector, Color: silver

---

### Drawings

Circuit diagram

