


High-current terminal block - UKH 240-FE-F - 3247061

Please be informed that the data shown in this PDF Document is generated from our Online Catalog. Please find the complete data in the user's documentation. Our General Terms of Use for Downloads are valid (<http://phoenixcontact.com/download>)



High-current terminal block, nom. voltage: 1000 V, nominal current: 415 A, connection method: Screw connection, number of connections: 2, cross section: 70 mm² - 240 mm², AWG: 2/0 - 500 kcmil, width: 36 mm, height: 124 mm, color: black/yellow, mounting type: direct screw connection

for direct mounting

Why buy this product

- Reliable cable connection is ensured by three-point centering of the conductor in the prismatic sleeve base
- Low contact resistance of the contact surface due to ribbing
- Screw locking by means of spring-loaded elements in the clamping part

Key Commercial Data

Packing unit	10 STK
GTIN	
GTIN	4046356707572
Weight per Piece (excluding packing)	512.000 g
Custom tariff number	85369010
Country of origin	India

Technical data

General

Number of levels	1
Number of connections	2
Potentials	1
Nominal cross section	240 mm ²
Color	black/yellow
Insulating material	PA
Flammability rating according to UL 94	V0
Rated surge voltage	8 kV
Degree of pollution	3
Overvoltage category	III

High-current terminal block - UKH 240-FE-F - 3247061

Technical data

General

Insulating material group	I
Maximum power dissipation for nominal condition	13.78 W
Maximum load current	415 A (with 240 mm ² conductor cross section)
Nominal current I _N	415 A
Nominal voltage U _N	1000 V
Open side panel	No
Relative insulation material temperature index (Elec., UL 746 B)	130 °C
Temperature index of insulation material (DIN EN 60216-1 (VDE 0304-21))	130 °C
Static insulating material application in cold	-60 °C
Behavior in fire for rail vehicles (DIN 5510-2)	Test passed
Flame test method (DIN EN 60695-11-10)	V0
Oxygen index (DIN EN ISO 4589-2)	>32 %
NF F16-101, NF F10-102 Class I	2
NF F16-101, NF F10-102 Class F	2
Surface flammability NFPA 130 (ASTM E 162)	passed
Specific optical density of smoke NFPA 130 (ASTM E 662)	passed
Smoke gas toxicity NFPA 130 (SMP 800C)	passed
Calorimetric heat release NFPA 130 (ASTM E 1354)	28 MJ/kg
Fire protection for rail vehicles (DIN EN 45545-2) R22	HL 1 - HL 3
Fire protection for rail vehicles (DIN EN 45545-2) R23	HL 1 - HL 3
Fire protection for rail vehicles (DIN EN 45545-2) R24	HL 1 - HL 3
Fire protection for rail vehicles (DIN EN 45545-2) R26	HL 1 - HL 3

Dimensions

Width	36 mm
Length	136.1 mm
Height	124 mm

Connection data

Note	Screws with hexagonal socket
Connection method	Screw connection
Connection in acc. with standard	IEC 60947-7-1
Note	Note: Product releases, connection cross sections and notes on connecting aluminum cables can be found in the download area.
Conductor cross section solid min.	70 mm ²
Conductor cross section solid max.	240 mm ²
Conductor cross section AWG min.	2/0
Conductor cross section AWG max.	500 kcmil
Conductor cross section flexible min.	70 mm ²
Conductor cross section flexible max.	240 mm ²
Min. AWG conductor cross section, flexible	2/0

High-current terminal block - UKH 240-FE-F - 3247061

Technical data

Connection data

Max. AWG conductor cross section, flexible	500 kcmil
Conductor cross section flexible, with ferrule without plastic sleeve min.	70 mm ²
Conductor cross section flexible, with ferrule without plastic sleeve max.	185 mm ²
Conductor cross section flexible, with ferrule with plastic sleeve min.	70 mm ²
Conductor cross section flexible, with ferrule with plastic sleeve max.	185 mm ²
Cross section with insertion bridge, solid max.	240 mm ²
Cross section with insertion bridge, stranded max.	185 mm ²
2 conductors with same cross section, solid min.	35 mm ²
2 conductors with same cross section, solid max.	95 mm ²
2 conductors with same cross section, stranded min.	50 mm ²
2 conductors with same cross section, stranded max.	95 mm ²
2 conductors with same cross section, stranded, ferrules without plastic sleeve, min.	35 mm ²
2 conductors with same cross section, stranded, ferrules without plastic sleeve, max.	50 mm ²
Stripping length	40 mm
Internal cylindrical gage	B15
Screw thread	M10
Tightening torque, min	25 Nm
Tightening torque max	30 Nm

Standards and Regulations

Connection in acc. with standard	IEC 60947-7-1
Flammability rating according to UL 94	V0
Fire protection for rail vehicles (DIN EN 45545-2) R22	HL 1 - HL 3 HL 1 - HL 3 HL 1 - HL 3 HL 1 - HL 3
Fire protection for rail vehicles (DIN EN 45545-2) R23	HL 1 - HL 3 HL 1 - HL 3 HL 1 - HL 3 HL 1 - HL 3
Fire protection for rail vehicles (DIN EN 45545-2) R24	HL 1 - HL 3 HL 1 - HL 3 HL 1 - HL 3 HL 1 - HL 3
Fire protection for rail vehicles (DIN EN 45545-2) R26	HL 1 - HL 3 HL 1 - HL 3 HL 1 - HL 3 HL 1 - HL 3

Environmental Product Compliance

China RoHS	Environmentally Friendly Use Period = 50
	For details about hazardous substances go to tab "Downloads", Category "Manufacturer's declaration"

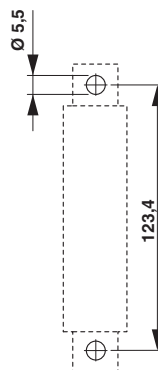
Drawings

High-current terminal block - UKH 240-FE-F - 3247061

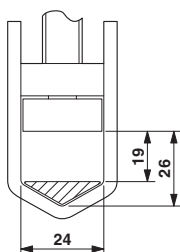
Circuit diagram



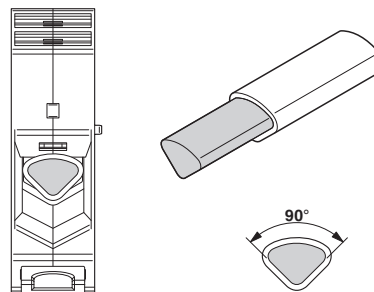
Dimensional drawing



Dimensional drawing



Schematic diagram



Connecting aluminum cables. Further notes can be found in the download area

Classifications

eCl@ss

eCl@ss 4.0	27141120
eCl@ss 4.1	27141120
eCl@ss 5.0	27141120
eCl@ss 5.1	27141100
eCl@ss 6.0	27141100
eCl@ss 7.0	27141120
eCl@ss 8.0	27141120
eCl@ss 9.0	27141120

ETIM

ETIM 3.0	EC000897
ETIM 4.0	EC000897
ETIM 5.0	EC000897
ETIM 6.0	EC000897

UNSPSC

UNSPSC 6.01	30211811
-------------	----------

High-current terminal block - UKH 240-FE-F - 3247061

Classifications

UNSPSC

UNSPSC 7.0901	39121410
UNSPSC 11	39121410
UNSPSC 12.01	39121410
UNSPSC 13.2	39121410

Approvals

Approvals

Approvals

PRS

Ex Approvals

Approval details

PRS		http://www.prs.pl/	TE/2156/880590/17
-----	---	---	-------------------

Accessories

Accessories

Insertion bridge

Insertion bridge - EB 3-36/UKH - 0201414



Insertion bridge, pitch: 36 mm, number of positions: 3, color: gray

Insertion bridge - EB 2-36/UKH - 0201401



Insertion bridge, pitch: 36 mm, number of positions: 2, color: gray

Labeled terminal marker

High-current terminal block - UKH 240-FE-F - 3247061

Accessories

Warning label - WS-2K - 1004513



Adhesive warning plate, self-adhesive, black print: lightning flash with mixed version - "Vorsicht Spannung - Attention Danger" size of label: 32 x 26 mm

Zack marker strip - ZB 22 CUS - 0824949



Zack marker strip, can be ordered: Strip, white, labeled according to customer specifications, mounting type: snap into tall marker groove, for terminal block width: 22 mm, lettering field size: 10.5 x 21.8 mm

Marker for terminal blocks - ZB 22,LGS:L1-N,PE - 0811875



Marker for terminal blocks, Strip, white, labeled, printed horizontally: L1, L2, L3, N, PE, mounting type: snap into tall marker groove, for terminal block width: 22 mm, lettering field size: 10.5 x 21.8 mm

Marker for terminal blocks - TMT 10 R CUS - 0824500



Marker for terminal blocks, can be ordered: by line, white, labeled according to customer specifications, mounting type: snap into universal marker groove, snap into flat marker groove, for terminal block width: 10.2 mm, lettering field size: 6.35 x 10.15 mm

Marker pen

Marker pen - X-PEN 0,35 - 0811228



Marker pen without ink cartridge, for manual labeling of markers, labeling extremely wipe-proof, line thickness 0.35 mm

Mounting material

High-current terminal block - UKH 240-FE-F - 3247061

Accessories

Insertion profile - UKH 150/240 EP - 3009244



Insertion profile, color: silver

Pick-off terminal block

Pick-off terminal block - AGK 10-UKH 150/240 - 3003554



Pick-off terminal block, nom. voltage: 1000 V, nominal current: 57 A, connection method: Screw connection, number of connections: 1, cross section: 0.5 mm² - 10 mm², AWG: 20 - 8, width: 10.2 mm, height: 34.7 mm, color: gray, mounting type: on base element

Socket spanner

Tool - VDE-ISS 8 - 1201947



Allen wrench, fully insulated, safety tool in accordance with EN 60900, length: 200 mm, handle width: 110 mm, for all terminal blocks with 10 mm Allen screw

Terminal marking

Zack marker strip - ZB 22:UNBEDRUCKT - 0811862



Zack marker strip, Strip, white, unlabeled, can be labeled with: CMS-P1-PLOTTER, PLOTMARK, mounting type: snap into tall marker groove, for terminal block width: 22 mm, lettering field size: 10.5 x 21.8 mm

Marker for terminal blocks - TMT 10 R - 0816210



Marker for terminal blocks, Roll, white, unlabeled, can be labeled with: THERMOMARK ROLL, THERMOMARK ROLL X1, THERMOMARK ROLLMASTER 300/600, THERMOMARK X1.2, THERMOMARK S1.1, perforated, mounting type: snap into universal marker groove, snap into flat marker groove, for terminal block width: 10.2 mm, lettering field size: 6.35 x 10.15 mm

