

High-current terminal block - UKH 240-FE - 3247056

Please be informed that the data shown in this PDF Document is generated from our Online Catalog. Please find the complete data in the user's documentation. Our General Terms of Use for Downloads are valid (<http://phoenixcontact.com/download>)




High-current terminal block, Connection method: Screw connection, Number of connections: 2, Cross section: 70 mm² - 240 mm², AWG: 2/0 - 500 kcmil, Width: 36 mm, Color: black/yellow, Mounting type: NS 35/15, NS 32

Why buy this product

- Reliable cable connection is ensured by three-point centering of the conductor in the prismatic sleeve base
- Low contact resistance of the contact surface due to ribbing
- Screw locking by means of spring-loaded elements in the clamping part



Key Commercial Data

Packing unit	3 STK
GTIN	 4 046356 707220
GTIN	4046356707220
Weight per Piece (excluding packing)	485.750 g
Weight per piece (including packing)	502.270 g
Custom tariff number	85369010
Country of origin	India
Sales Key	A1 - Terminal Strips

Technical data

General

Number of levels	1
Number of connections	2
Potentials	1
Nominal cross section	240 mm ²
Color	black/yellow
Insulating material	PA
Flammability rating according to UL 94	V0
Rated surge voltage	8 kV

High-current terminal block - UKH 240-FE - 3247056

Technical data

General

Degree of pollution	3
Overvoltage category	III
Insulating material group	I
Maximum power dissipation for nominal condition	13.78 W
Maximum load current	415 A (At 240 mm ² conductor cross section)
Nominal current I _N	415 A
Nominal voltage U _N	1000 V
Open side panel	No
Relative insulation material temperature index (Elec., UL 746 B)	130 °C
Temperature index of insulation material (DIN EN 60216-1 (VDE 0304-21))	130 °C
Static insulating material application in cold	-60 °C
Behavior in fire for rail vehicles (DIN 5510-2)	Test passed
Flame test method (DIN EN 60695-11-10)	V0
Oxygen index (DIN EN ISO 4589-2)	>32 %
NF F16-101, NF F10-102 Class I	2
NF F16-101, NF F10-102 Class F	2
Surface flammability NFPA 130 (ASTM E 162)	passed
Specific optical density of smoke NFPA 130 (ASTM E 662)	passed
Smoke gas toxicity NFPA 130 (SMP 800C)	passed
Calorimetric heat release NFPA 130 (ASTM E 1354)	28 MJ/kg
Fire protection for rail vehicles (DIN EN 45545-2) R22	HL 1 - HL 3
Fire protection for rail vehicles (DIN EN 45545-2) R23	HL 1 - HL 3
Fire protection for rail vehicles (DIN EN 45545-2) R24	HL 1 - HL 3
Fire protection for rail vehicles (DIN EN 45545-2) R26	HL 1 - HL 3

Dimensions

Width	36 mm
Length	100 mm
Height NS 35/15	131.5 mm
Height NS 32	129 mm

Connection data

Note	Screws with hexagonal socket
Connection method	Screw connection
Connection in acc. with standard	IEC 60947-7-1
Note	Note: Product releases, connection cross sections and notes on connecting aluminum cables can be found in the download area.
Conductor cross section solid min.	70 mm ²
Conductor cross section solid max.	240 mm ²
Conductor cross section AWG min.	2/0
Conductor cross section AWG max.	500 kcmil

High-current terminal block - UKH 240-FE - 3247056

Technical data

Connection data

Conductor cross section flexible min.	70 mm ²
Conductor cross section flexible max.	240 mm ²
Min. AWG conductor cross section, flexible	2/0
Max. AWG conductor cross section, flexible	500 kcmil
Conductor cross section flexible, with ferrule without plastic sleeve min.	70 mm ²
Conductor cross section flexible, with ferrule without plastic sleeve max.	185 mm ²
Conductor cross section flexible, with ferrule with plastic sleeve min.	70 mm ²
Conductor cross section flexible, with ferrule with plastic sleeve max.	185 mm ²
Cross section with insertion bridge, solid max.	240 mm ²
Cross section with insertion bridge, stranded max.	185 mm ²
2 conductors with same cross section, solid min.	35 mm ²
2 conductors with same cross section, solid max.	95 mm ²
2 conductors with same cross section, stranded min.	50 mm ²
2 conductors with same cross section, stranded max.	95 mm ²
2 conductors with same cross section, stranded, ferrules without plastic sleeve, min.	35 mm ²
2 conductors with same cross section, stranded, ferrules without plastic sleeve, max.	50 mm ²
Cross section with insertion bridge, solid max.	240 mm ²
Cross section with insertion bridge, stranded max.	185 mm ²
Stripping length	40 mm
Internal cylindrical gage	B15
Screw thread	M10
Tightening torque, min	25 Nm
Tightening torque max	30 Nm

Standards and Regulations

Connection in acc. with standard	UL
	IEC 60947-7-1
Flammability rating according to UL 94	V0

Environmental Product Compliance

China RoHS	Environmentally Friendly Use Period = 50
	For details about hazardous substances go to tab "Downloads", Category "Manufacturer's declaration"

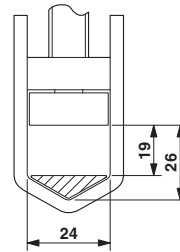
Drawings

High-current terminal block - UKH 240-FE - 3247056

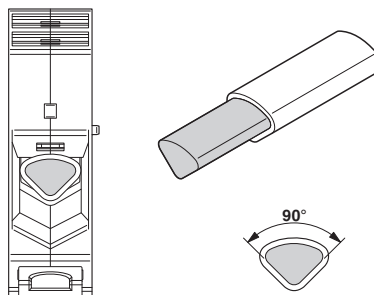
Circuit diagram



Dimensional drawing



Schematic diagram



Connecting aluminum cables. Further notes can be found in the download area

Classifications

eCl@ss

eCl@ss 4.0	27141120
eCl@ss 4.1	27141120
eCl@ss 5.0	27141120
eCl@ss 5.1	27141120
eCl@ss 6.0	27141120
eCl@ss 7.0	27141120
eCl@ss 8.0	27141120
eCl@ss 9.0	27141120

ETIM

ETIM 3.0	EC000897
ETIM 4.0	EC000897
ETIM 5.0	EC000897
ETIM 6.0	EC000897

UNSPSC

UNSPSC 6.01	30211811
UNSPSC 7.0901	39121410
UNSPSC 11	39121410
UNSPSC 12.01	39121410
UNSPSC 13.2	39121410

High-current terminal block - UKH 240-FE - 3247056

Approvals

Approvals

Approvals

UL Recognized / EAC

Ex Approvals

IECEX / ATEX / EAC Ex

Approval details

UL Recognized		http://database.ul.com/cgi-bin/XYV/template/LISEXT/1FRAME/index.htm	FILE E 60425
	B	C	
mm ² /AWG/kcmil	2/0-500	2/0-500	
Nominal current I _N	380 A	380 A	
Nominal voltage U _N	600 V	600 V	

EAC		EAC-Zulassung
-----	--	---------------

Accessories

Accessories

DIN rail

DIN rail perforated - NS 32 PERF 2000MM - 1201002



G-profile DIN rail, material: Steel, perforated, height 15 mm, width 32 mm, length 2 m

DIN rail, unperforated - NS 32 UNPERF 2000MM - 1201015



G-profile DIN rail, material: Steel, unperforated, height 15 mm, width 32 mm, length 2 m

High-current terminal block - UKH 240-FE - 3247056

Accessories

DIN rail perforated - NS 35/15 PERF 2000MM - 1201730



DIN rail, material: steel galvanized and passivated with a thick layer, perforated, height 15 mm, width 35 mm, length: 2000 mm

DIN rail, unperforated - NS 35/15 UNPERF 2000MM - 1201714



DIN rail, material: Steel, unperforated, height 15 mm, width 35 mm, length: 2 m

DIN rail perforated - NS 35/15 WH PERF 2000MM - 0806602



DIN rail 35 mm (NS 35)

DIN rail - NS 35/15 WH UNPERF 2000MM - 1204135



DIN rail 35 mm (NS 35)

DIN rail, unperforated - NS 35/15 AL UNPERF 2000MM - 1201756



DIN rail, deep drawn, high profile, unperforated, 1.5 mm thick, material: aluminum, height 15 mm, width 35 mm, length 2000 mm

High-current terminal block - UKH 240-FE - 3247056

Accessories

DIN rail perforated - NS 35/15 ZN PERF 2000MM - 1206599



DIN rail, material: Galvanized, perforated, height 15 mm, width 35 mm, length: 2 m

DIN rail, unperforated - NS 35/15 ZN UNPERF 2000MM - 1206586



DIN rail, material: Galvanized, unperforated, height 15 mm, width 35 mm, length: 2 m

DIN rail, unperforated - NS 35/15 CU UNPERF 2000MM - 1201895



DIN rail, material: Copper, unperforated, 1.5 mm thick, height 15 mm, width 35 mm, length: 2 m

End cap - NS 35/15 CAP - 1206573



DIN rail end piece, for DIN rail NS 35/15

End block

End clamp - E/AL-NS 32 - 1201659



End clamp, for end support of UKH 50 - UKH 240, is pushed onto DIN rail NS 32 and fixed with 2 screws, width: 10 mm, color: Aluminum

High-current terminal block - UKH 240-FE - 3247056

Accessories

End clamp - E/AL-NS 35 - 1201662



End clamp, for end support of UKH 50 to UKH 240, is pushed onto DIN rail NS 35 and fixed with 2 screws, width: 10 mm, color: aluminum

Insertion bridge

Insertion bridge - EB 3-36/UKH - 0201414



Insertion bridge, Pitch: 36 mm, Number of positions: 3, Color: gray

Insertion bridge - EB 2-36/UKH - 0201401



Insertion bridge, Pitch: 36 mm, Number of positions: 2, Color: gray

Labeled terminal marker

Warning label - WS-2K - 1004513



Adhesive warning plate, self-adhesive, black print: lightning flash with mixed version - "Vorsicht Spannung - Attention Danger" size of label: 32 x 26 mm

Zack marker strip - ZB 22 CUS - 0824949



Zack marker strip, can be ordered: Strip, white, labeled according to customer specifications, Mounting type: Snap into tall marker groove, for terminal block width: 22 mm, Lettering field: 10.5 x 21.8 mm

High-current terminal block - UKH 240-FE - 3247056

Accessories

Marker for terminal blocks - ZB 22,LGS:L1-N,PE - 0811875



Marker for terminal blocks, Strip, white, labeled, Printed horizontally: L1, L2, L3, N, PE, Mounting type: Snap into tall marker groove, for terminal block width: 22 mm, Lettering field: 10.5 x 21.8 mm

Mounting material

Insertion profile - UKH 150/240 EP - 3009244



Insertion profile, Color: silver

Pick-off terminal block

Pick-off terminal block - AGK 10-UKH 150/240 - 3003554



Pick-off terminal block, Connection method: Screw connection, Number of connections: 1, Cross section: 0.5 mm² - 10 mm², AWG: 20 - 8, Width: 10.2 mm, Height: 34.7 mm, Color: gray, Mounting type: On base element

Terminal marking

Zack marker strip - ZB 22:UNBEDRUCKT - 0811862



Zack marker strip, Strip, white, unlabeled, can be labeled with: CMS-P1-PLOTTER, PLOTMARK, Mounting type: Snap into tall marker groove, for terminal block width: 22 mm, Lettering field: 10.5 x 21.8 mm