



Full Featured Compact Graphic Operator Interface

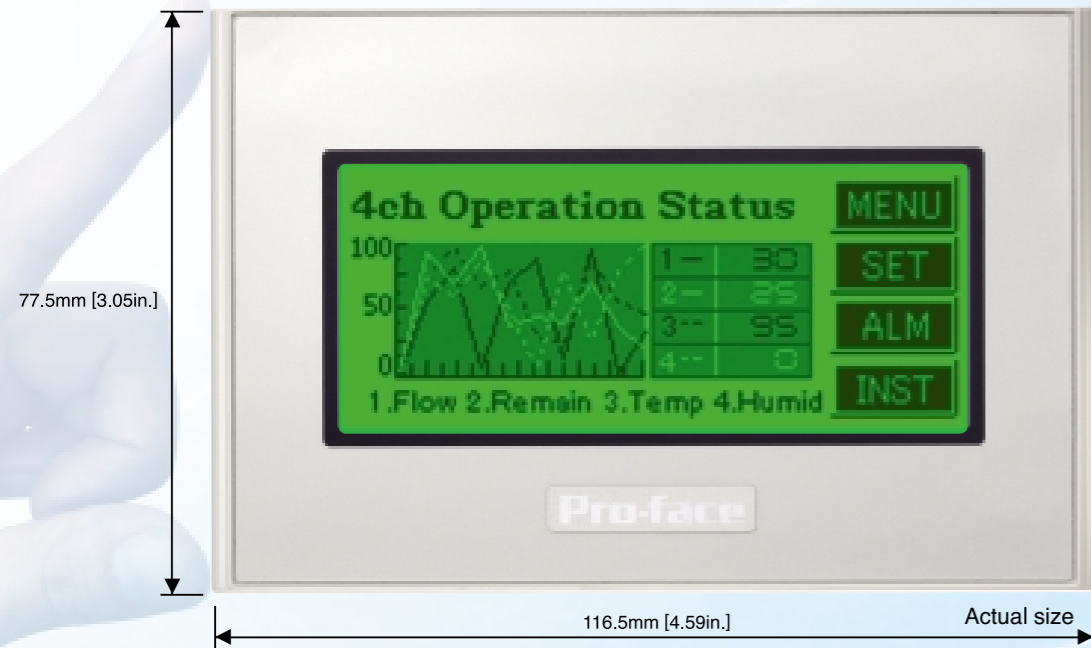


GP4100 SERIES

Compact HMI with easy-to-read display.

Compact HMI for easy operation.

Compact graphic operator interface with features selected from all Pro-face HMI products.



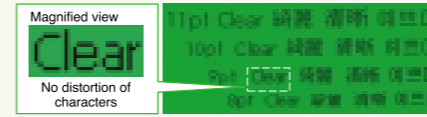
3.4inch
BTN Monochrome LCD

- 200 x 80 pixel resolution
- 16 levels of grayscale
- USB I/F x 2 (Type-A/mini-B)


Easy-to-read display in a compact size!

Texts!


Small characters are displayed clearly with 200 x 80 pixel resolution allowing for flexible screen editing regardless of character size.



<Multi-language support>
Provides flexibility in multi-lingual environments by offering a choice of display languages familiar to operators.



<Alarm history display>
Messages can also be displayed using image fonts allowing for easy-to-read error identification.




Numeric characters!

Numbers are clearly displayed with bitmap and image fonts.



Switches and lamps!

Recognizable and easy-to-operate screens can be created using clear 16-grayscale parts.



More parts downloadable from our support website.
<http://www.pro-face.com/otasuke/>


Graphs!

A wide variety of graphs are available for screen design, providing visual representation of operational status.



Images!

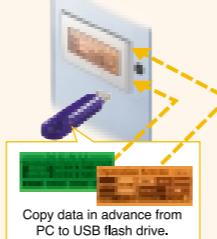
JPEG and BMP images can be displayed clearly with 16 levels of grayscales.



Features of large-sized models in small package!

Easy transfer of screen data without a PC! (USB Type-A)

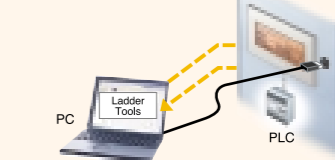
Easy screen editing using a USB flash drive without bringing a PC to the site.



- <Connectable to a USB code reader>
USB connection allows data scanning with easy setup.
*Use a self-powered USB hub when using a USB code reader.
- <Connect to devices using USB to SIO conversion>
Support for expanded SIO scripts allows simultaneous connection to a temperature controller and PLC.
- <Ladder data can be transferred by USB flash drives>
Ladder data can be transferred from a display unit to TCmini/TC200, PLCs manufactured by Toshiba Machine, Co., Ltd.

Easy editing of 3rd party PLC ladder programs! (USB mini-B)

The Pass-through feature allows you to easily edit PLC ladder programs and change the configuration via a HMI, without switching cables on site.



A USB extension cable can be installed to the front of a cabinet for maintenance without opening the panel.

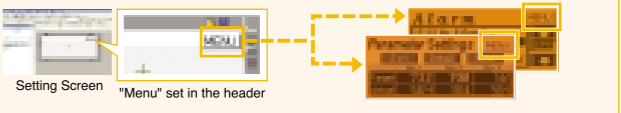
GP-Pro EX, Pro-face's screen editing software for all Pro-face products!

GP-Pro EX allows efficient, hassle-free screen creation and debugging, providing significant reduction of development time.

<Simulation>
Monitor operation of screen data on a PC screen even without a HMI.



<Headers and footers>
Screen titles, menu switches, and other items can be shared between all screens.



Select the best model for your application!

Select from two backlight color patterns!

Green Orange Red
OR
White Pink Red

Select from three types of serial connections!

RS-232C
or
RS-422/485
or
RS-485(isolated)

Select vertical or horizontal installation!

Reliable for international use!

CE, UL, VDE, LITEC, UL504

To be certified by NEMA, C-Tick mark, and KCC.
*Date of certification will differ according to the standard. Contact your Pro-face sales representative for details.

Connect directly to a variety of devices!

As of November 2009

	PLC				PLC								
	Maker Name	Driver Name	1 : n	Path Through	n : m	Maker Name	Driver Name	1 : n	Path Through	n : m			
Connect to controllers! 	Mitsubishi Electric Corporation	A Series CPU Direct	●	●		KEYENCE Corporation	KV-700/1000/3000/5000 CPU Direct	●	●				
		A Series Computer Link	●		●		Visual KV Series CPU Direct	●					
		FX Series CPU Direct	●		●		Visual KZ Series CPU Direct	●					
		FX Series Computer Link	●				Schneider Electric Industries	MODBUS SIO Master	●				
		Q Series CPU Direct	●		●		Uni-Telway	●					
		Q/QnA Serial Communication	●		●		MODBUS Slave	●					
		QnA Series CPU Direct	●		●		TOSHIBA MACHINE CO., LTD.	TC Series (TC mini/TC200)	●				
Connect to single board computers! 	OMRON Corporation	QUTE Series CPU Direct	●		●	Temperature and Process Controllers/Inverter/Servo							
		C/CV Series HOST Link	●		●								
		CS/CJ Series HOST Link	●		●	●							
		Panasonic Electric Works, Ltd.	FP Series Computer Link SIO	●		●	Maker Name	Driver Name	1 : n	Path Through	n : m		
		Siemens AG	SIMATIC S7 3964 (R)/RK512	●		●	OMRON Corporation	Temp. Controller CompoWay/F	●				
		SIMATIC S7 MPI Direct *1	●		●	●	Mitsubishi Electric Corporation	FREQROL Inverter	●				
		SIMATIC S5 3964 (R)	●		●	●	Other Devices						
SIMATIC S5 CPU Direct	●		●	Maker Name	Driver Name	1 : n						Path Through	n : m
Rockwell Automation, Inc.	DF1	●		●	Digital Electronics Corporation	Memory Link *2						●	
	DH-485	●		●		General SIO *3	●						
						General MODBUS RTU SIO master	●						

*1 GP4107X only; *2 Communicates using built-in memory and can be used with any PC or microcomputer board; *3 Program driver that processes send and receive commands using D-script.

More drivers under development Visit the Otasuke Pro! support website for the newest drivers and more detailed information! → <http://www.pro-face.com/otasuke/>

Easy installation with the common software among all Pro-face products!

GP-Pro EX Ver. 2.6

Screen Editor GP-Pro EX, compatible with all Pro-face products!



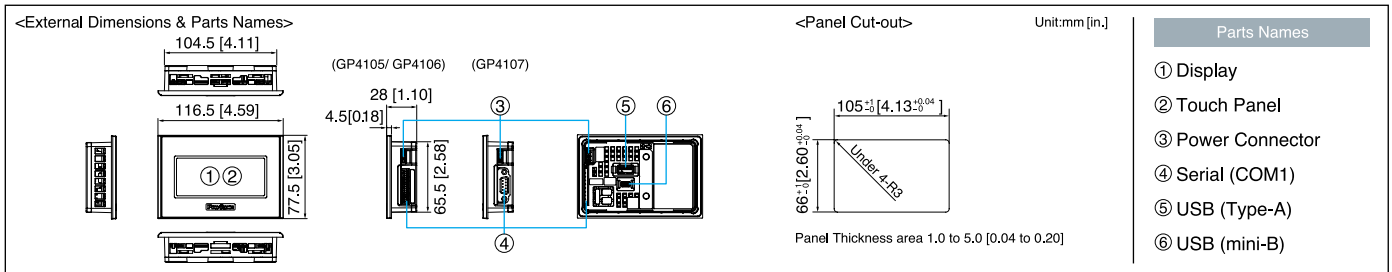
The GP4100 series offers more useful features. Visit the official Pro-face website for more information. <http://www.proface.com/>

■ Specification *For details on the specifications, visit the official Pro-face website or refer to the manuals.

Function Specifications	GP4105G1D	GP4105W1D	GP4106G1D	GP4106W1D	GP4107G1D	GP4107W1D
Display Type	3.4" STN Monochrome LCD					
Display Colors	Monochrome 16 Levels of grayscale					
Resolution	W200 x H80 pixels					
Backlight (Not replaceable)	Green/Orange/Red	White/Pink/Red	Green/Orange/Red	White/Pink/Red	Green/Orange/Red	White/Pink/Red
Effective Display Area	W80 x H32 mm					
Language Fonts *1	Japanese, ASCII, Chinese (Simplified), Chinese (Traditional), Korean, Cyrillic, Thai					
Character Sizes	Standard font: 8 x 8, 8 x 16, 16 x 16 and 32 x 32 pixel fonts Stroke font: 6 to 80 pixel fonts Image font: 8 to 72 pixel fonts					
Font Sizes	Standard font: Width can be expanded up to 8 times. Height can be expanded up to 8 times. *2					
Text	8 X 16 pixels		25 char. x 5 rows			
	16 X 16 pixels		12 char. x 5 rows			
	32 X 32 pixels		6 char. x 2 rows			
Application memory	FLASH EPROM 2.2 MB *3					
Clock Accuracy	Uses the clock of an external device					
Touch Panel Type	Resistive Film (analog)					
Interface	Serial (COM1)	RS-232C, Asynchronous Transmission, Data Length: 7 or 8 bit, Parity: none, Odd or Even, Stop Bit: 1 or 2 bit, Data Transmission Speed: 2,400 bps to 115.2 kbps, Connector: 2-piece terminal block 9 pin	RS-422/485, Asynchronous Transmission, Data Length: 7 or 8 bit, Parity: none, Odd or Even, Stop Bit: 1 or 2 bit, Data Transmission Speed: 2,400 bps to 115.2 kbps, Connector: 2-piece terminal block 9 pin	RS-485 (isolated), Asynchronous Transmission, Data Length: 7 or 8 bit, Parity: none, Odd or Even, Stop Bit: 1 or 2 bit, Data Transmission Speed: 2,400 bps to 115.2 kbps, 187.5 kbps (MPI), Connector: D-Sub9 (socket)		
	USB (Type-A)	Conforms to USB2.0 (Type-A) x 1, Power Supply Voltage: DC 5 V ± 5 %, Communication Distance: 5 m or less				
	USB (mini-B)	Conforms to USB2.0 (mini-B) x 1, Communication Distance: 5 m or less				

General Specifications	GP4105G1D	GP4105W1D	GP4106G1D	GP4106W1D	GP4107G1D	GP4107W1D
International Safety Standards *4	UL LISTED, cUL LISTED, CE					
Conforming Standards	UL/cUL508, UL50 TYPE4X/13, EN61000-6-4, EN61000-6-2, EN61131-2					
Input Voltage	DC24V					
Power Consumption	2.7W or less *5	3.0W or less *5	3.4W or less *5			
Surrounding Air Temperature	0 to 50 C *6					
Grounding	Functional grounding: Grounding resistance of 100Ω, 2mm ² or thicker wire, or your country's applicable standard. (Same for FG and SG terminals)					
Structure	IP65f, NEMA #250 TYPE 4X/13 (on the front panel when properly installed in an enclosure) *7					
External Dimensions	W116.5 x H77.5 x D28 mm [W4.59 x H3.05 x D1.1 in.]					
Weight	0.2 kg [0.4 lb] or less (display unit only)					
Cooling Method	Natural air circulation					

- *1 Please refer to the GP-Pro EX Reference Manual for details on font types and character codes.
 *2 Other font sizes can be set up with the screen editor software.
 *3 Capacity available for user application.
 *4 Scheduled for January 2010 for UL, cUL.
 *5 Does not include power supply for USB devices.
 *6 When using in an environment where the temperature becomes or exceeds 40 C for an extended period of time, the screen contrast level may decrease from its original level of brightness.
 *7 The front face of the GP unit, installed in a solid panel, has been tested using, conditions equivalent to the standards shown in the specification. Even though the, GP unit's level of resistance is equivalent to these standards, oils that should have, no effect on the GP can possibly harm the unit.



■ Units

Product Name	Model No.	Backlight Colors	Display Type	Serial (COM1)	USB	Input Voltage
GP-4105G	GP4105G1D	Green/Orange/Red	3.4" STN Monochrome LCD	RS-232C	Type-A x1 mini-B x1	DC24V
GP-4105W	GP4105W1D	White/Pink/Red		RS-422/485		
GP-4106G	GP4106G1D	Green/Orange/Red		RS-485 (isolated)		
GP-4106W	GP4106W1D	White/Pink/Red				
GP-4107G	GP4107G1D	Green/Orange/Red				
GP-4107W	GP4107W1D	White/Pink/Red				

■ Accessories

Product Name	Model No.	Description
GP-Pro EX	EX-ED-V26	Screen editor software (Ver.2.6 or later required to use GP4100 series)
USB Transfer Cable (Type-A/mini-B) (1.8 m)	ZC9USCBMB1	Cable for transferring screen data from a PC (Type-A) to the GP (USB mini-B)
Mitsubishi PLC Q-Series CPU I/F Cable (3m)	ZC9CBQ31	Connects the GP directly to the CPU programming port on the Mitsubishi Electric PLC Q series
Mitsubishi PLC FX-Series CPU I/F Cable (5m)	ZC9CBFX51	Connect the GP directly to the CPU programming port on the Mitsubishi Electric Mitsubishi PLC FX series
Mitsubishi PLC FX-Series CPU I/F Cable (1m)	ZC9CBFX11	
Mitsubishi PLC A-Series Cable (5m)	ZC9CBA51	Connects the GP directly to the CPU programming port on the Mitsubishi Electric PLC A/QnA series
Panasonic Electronic Works PLC FP Series CPU Cable (2m)	ZC9CBFP21	Connects the GP directly to the CPU port on the Panasonic Electric Works PLC FP series
USB Panel-mount Extension Cable (USB mini-B 1m)	ZC9USEXMB1	Extension cable attaching to the USB (mini-B) port on the front side of the operation panel
USB Panel-mount Extension Cable (USB Type-A 1m)	CA5-USBEXT-01	Extension cable attaching to the USB (Type-A) port on the front side of the operation panel
USB-Serial (RS-232C) Conversion Cable (50cm)	CA6-USB232-01	Cable for converting a GP unit's USB interface (Type-A) into a serial interface (RS-232C)
Screen Protection Sheet	ZC9DS31	Disposable, dirt-resistant sheet for the GP unit's screen (5 sheets/set)
USB Clamp Type-A (1 Port)	ZC9USCL1	USB (Type-A) Cable clamp for 1 port products to prevent disconnection (5 clamps/set)
USB Clamp mini-B (1port)	ZC9USCLMB1	USB (mini-B) Cable clamp for 1 port products to prevent disconnection (5 clamps/set)

■ Maintenance Items *Please purchase when the product is damage or lost.

Product Name	Model No.	Description
Installation Fastener	ZC9AF31	Used to install the GP into a solid panel (2 pieces/set)
Installation Gasket	ZC9WG31	Provides dust and moisture resistance when GP is installed into a solid panel (1 piece)
COM I/F Connector	ZC9CMC1	Connector for Serial I/F (1 piece)

⚠ Caution: Before operating any of these products, be sure to read all related manuals thoroughly.

- For printing purposes, the colors in this catalog may differ from those of the actual unit.
- LCD screens may exhibit minute grid-points (light and dark) on the Display Panel surface.
- Also, "Contouring" - where some parts of the screen are brighter than others, producing a wavelike pattern - may occasionally occur. Both are normal for an LCD display and are not defects.
- Actual user screens may differ from the screens shown here.
- All product names used in this catalog are the registered trademarks or trademarks of their respective companies.
- All information contained in this catalog is subject to change without notice.

©2009.11 Digital Electronics Corporation. All rights reserved.

Pro-face Pro-face is a registered trademark of Digital Electronics Corporation in Japan, U.S.A., Canada, Europe and other areas and countries.

Technical Support Web Otasuke Pro! <http://www.pro-face.com/otasuke/>

Global Head Office	North/South American Head Office	European Head Office
Digital Electronics Corporation [JAPAN] Tel: +81-(0)6-6613-3116	Pro-face America, Inc. [U.S.A.] Tel: +1-734-429-4971	Pro-face Europe B.V. [THE NETHERLANDS] Tel: +31 (0)23 55 44 099
[AUSTRALIA] Tel: +61 (0)3 9550 7395, [AUSTRIA] Tel: +43 7236 3343 620, [BELGIUM] Tel: +32 (0)15 63 53 50, [CHINA] Tel: +86-(0)21-6361-5175, [CZECH REPUBLIC] Tel: +420 731 567 631, [DENMARK] Tel: +45 70 22 01 22, [ENGLAND] Tel: +44 (0)2476 440088, [FRANCE] Tel: +33 (0)1 60 21 22 91, [GERMANY] Tel: +49 (0)212 258 260, [HUNGARY] Tel: +36 28 40 46 55, [INDIA] Tel: +91-80-4011-8050/8033, [ITALY] Tel: +39 0362 59 96 1, [POLAND] Tel: +48 22 465 66 62, [RUSSIA] Tel: +007 812 336 47 06, [SOUTH KOREA] Tel: +82-(0)2-2630-9850, [SPAIN] Tel: +34 (0)93 846 07 45, [SWEDEN] Tel: +46 46 540 90 70, [SWITZERLAND] Tel: +41 (0)43 343 7272, [TAIWAN] Tel: +886-(0)2-2657-1121, [THAILAND] Tel: +66-(0)2-617-5678		

www.proface.com