

PULS does it again:  
practical, versatile and reliable like  
the SilverLine – yet small like  
no other.

**PULS**

CE

CB  
Scheme

UL US LISTED



Data Sheet

# MiniLine ML100.102 with DC 12-15V / 90W

- Mounted and connected within seconds, no tools required
- World-wide approvals (UL, EN, CSA, CB Scheme) for industry and office/home
- Tiny: WxHxD = 73 x 75 x 103mm
- Hazardous Location Class I Div. 2 (UL 1604)
- Adjustable output voltage up to DC 15V
- 115/230V Auto Select Input
- Selectable single/parallel operation (jumper)

PULS GmbH, Arabellastrasse 15, 81925 Munich  
Tel. +49.(0)89.9278-244, Fax: +49.(0)89.9278-299  
sales@puls-power.com, <http://www.puls-power.com>

**Mini is more.**

## ◆ Technical Data ML100.102

### ◆ Input

Input voltage	AC 100-120/220-240V (Auto Select), 47...63 Hz (AC 85...132V / AC 184...264V, DC 220...375V, N=⊕ and L=⊖)
Input current	<1.9A (@ AC 100V <sub>in</sub> , 90W P <sub>out</sub> ) <0.9A (@ AC 220V <sub>in</sub> , 90W P <sub>out</sub> )
External fusing	not required, unit provides internal fuse (T3A15H, not accessible)
Transient immunity	Transient resistance acc. to VDE 0160 / W2 (750V/ 1.3 ms), over entire load range
Hold-up time (see diagram below)	>40 ms @ AC 230V, 12V / 7.5A >20 ms @ AC 196V, 12V / 7.5A >20 ms @ AC 100V, 12V / 7.5A

### ◆ Efficiency, Reliability

Efficiency	>88.5% (AC 230V, 12V / 7.5A) (see also diagram below)
Losses	<11.7W (AC 230V, 12V / 7.5A)
MTBF (Reliability)	appr. 500.000 h acc. to Siemensnorm SN 29500 (12V / 7.5A, AC 230V, T <sub>amb</sub> = +40 °C)

Prior to shipment, every unit undergoes the following tests in order to isolate any defective units which might suffer an early failure:

- Run-in/burn-in (Full load, T<sub>amb</sub> = +60°C, on/off cycle)
- Functional test (100 %)

### ◆ Construction, Mechanics, Installation

Robust plastic housing (US Patent No. D442, 9235), fine ventilation grid on three housing sides to keep out small parts (e.g. screws), IP20

Dimensions and weight

- W x H x D 73 mm x 75 mm x 103 mm (+ DIN rail)  
Depth incl. terminals: 98 mm (+ DIN rail)
- Weight 360 g

Mounting orientation  (cf. 'Output')

Ventilation/Cooling Normal convection, no fan required

- Free space f. cooling recom'd.: 25 mm on sides with ventilation grid

Easy snap-on mounting onto the DIN-rail (TS35/7,5 or TS35/15).

Unit sits safely and firmly on the rail; no tools required even to remove

Connection by Spring Clamp terminals; uniformly firm hold, vibration-resistant and maintenance-free: 2 terminals per output

Connector size range

- flexible cable 0.3-2.5mm<sup>2</sup> (28-12 AWG)
- solid cable 0.3-4mm<sup>2</sup> (28-12 AWG)  
Ferrules admissible
- Wire strip length 6mm (0.24in) recommended

### ◆ Output

Output voltage	DC 12-15V (adj. by front panel potentiometer) • preset 12V ± 0.5% @ 7.5A
Voltage regulation	stat. <1.5% V <sub>out</sub> (Jumper in pos. 'Single Use') stat. <3% V <sub>out</sub> (Jumper in pos. 'Parallel Use'), dyn. ±2.5% V <sub>out</sub> over all
Ripple/Noise	<50mV <sub>pp</sub> (20 MHz bandw., 50 Ω measurement)
Overvoltage prot. (OVP)	<18.5V
Rated continuous loading	up to 7.5A @ 12V/6A @ 15V (convection cooling), depending on built-in orientation, V <sub>in</sub> and T <sub>amb</sub> For details see derating diagram below
Overload behaviour	Straight V/I characteristic (depending on V <sub>in</sub> ); details see diagr. 'output characteristic' below
Protection	Unit is protected against (also permanent) short-circuit, overload and open-circuit.
Derating	depending on built-in orientation; see diagram below
Parallel operation	yes (selectable by front panel jumper)
Power back immunity	25V
Operating indicator	Green LED

### ◆ Environmental Data, EMC, Safety

Ambient temperature range (measured 25 mm below unit)	
• storage/transport	-25°C ... +85°C
• operation	-10°C ... +70°C (for derating see diagram below)
Humidity	max. 95% (without condensation)
Electromagnetic emissions (EME)	EN 61000-6-3 (includes EN 61000-6-4) Class B (EN 55011, EN 55022) EN 61000-3-2 (PFC)
Electromagnetic immunity (EMI)	EN 61000-6-2 (includes EN 61000-6-1)
Safe low voltage:	SELV (EN 60950, VDE0100/T.410), PELV (EN 50178)
Prot. class/degree:	Class 1 (EN 60950) / IP20 (EN 60529)

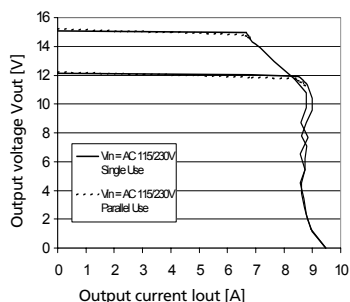
The PSU complies with all major **safety approvals** for EU (EN 60 950, EN 60204-1, EN 50178), USA (UL 60950, E137006, UL508 LISTED, E198865), Canada (CAN/CSA-C22.2 No 60950 [CUR], CAN/CSA-C22.2 No. 14 [CUL]), CB Scheme (IEC 60950). Hazardous Location Class I Div. 2 (UL 1604)

Design details – for your advantage:

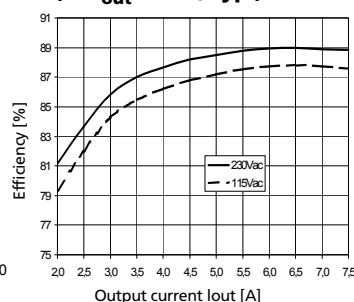
- All terminals are easy to reach as mounted on the front panel.
- Input and output are strictly apart from each other (input below, output above) and so cannot be mixed up.
- **Mounting and connection do not require any screwdriver**  
→ Easy, quick, durable and reliable installation.

### ◆ Diagrams

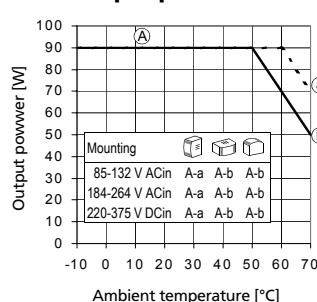
**Output characteristic V<sub>out</sub>/I<sub>out</sub> (min.)**



**Efficiency (@ V<sub>out</sub> = 12V, typ.)**



**Derating of output power**



**Hold-up time with ACin (at V<sub>out</sub> = 12V, typ. + min.)**

