


Data sheet

ES 5605.500



Main data:

Model No.:	ES 5605.500
Designation:	Free-standing enclosure, painted, with mounting plate, single-door, RAL 7035
Variant:	mit Montageplatte, lackiert
Packs of:	1 ST
W x H x D:	600 mm x 2.000 mm x 500 mm
Mounting surface:	n/a
Volume:	724,00 dm ³
Net weight:	117,80 kg
EAN:	4028177252561
Customs number:	85381000
Protection categories:	IP 55, NEMA 12


You can find the product in [Catalogue 32, page 154](#)

Approbationen:

BV	04880_E0_BV
CE	1 349 708
CSA	LR 59132
GL	44836 - 90 HH
LR	97 / 20056
MRS	10.04047.250
TÜV	B 96 07 12010 109
TÜV	B 96 07 12010 109engl
UL	E 76083
VDE	6312 ÜG

Data sheet

ES 5605.500



Article features:

Material

Sheet steel
Surface finish
Dipcoat-primed, powder-coated in textured RAL 7035 on the outside.

Mounting plate and three-piece gland plates: zinc-plated.
Supply includes
Enclosure with door, r/h door hinge, can be changed to opposite side

(except 5080.500), mounting plate, gland plates and rear panel,

detachable,
2 eyebolts, not fitted (ES 5080.500, ES 5084.500: 4 eyebolts, fitted).

Technical specifications
W x H x D (mm): 600x2000x500
1 door, weight 124 kg
Protection category IP 56 to EN 60 529/10.91 for ES 5080.600,

complies with NEMA 12.

Texts for tenders:

Enclosure (free-standing enclosure) to protection category IP 55 (single-door)

Enclosure: sturdy, 10-fold profiled enclosure

section of 1.8 mm sheet steel.


System punchings on a 25 mm DIN pitch pattern in all 3 levels for attaching system accessories, detachable three-piece gland plates.

FRIEDHELM L O H GROUP

Door: 2 mm sheet steel, sealed, with foamed-in seal, screw-fastened tubular frame with holes page 2
on a 25 mm DIN pitch pattern. locking rod with

Data sheet

ES 5605.500



enclosures). Hinges with captive hinge pins, door opening angle 130° to VDI can be retrofitted to 180°.

Rear panel: 1.5 mm sheet steel, with foamed-in seal, quickly detachable with screws.

Mounting plate: 3 mm sheet steel, C-fold at sides, integrated plastic gliders, zinc-plated.
All parts are prepared for attaching earth straps.

Accessories: quick assembly accessories, base/plinth, lock systems, swing frames, electronic accessories, viewing window, glazed doors, operating panels, cooling units, heat exchangers, fan-and-filter units, heaters, power distribution components.

Surface finish: steel is cleaned, degreased, phosphated, electrophoretic dipcoat primed and polyester powder-coated in textured RAL 7035 (pale grey).

External dimension (W x H x D):
600 x 2000 x 500 mm