


Data sheet

ES 5805.500



Main data:

Model No.:	ES 5805.500
Designation:	Free-standing enclosure, painted, with mounting plate, single-door, RAL 7035
Variant:	mit Montageplatte, lackiert
Packs of:	1 ST
W x H x D:	800 mm x 2.000 mm x 500 mm
Mounting surface:	n/a
Volume:	938,00 dm ³
Net weight:	143,90 kg
EAN:	4028177252608
Customs number:	85381000
Protection categories:	IP 55, NEMA 12


You can find the product in [Catalogue 32, page 154](#)

Approbationen:

BV	04880_E0_BV
CE	1 349 708
CSA	LR 59132
GL	44836 - 90 HH
LR	97 / 20056
MRS	10.04047.250
TÜV	B 96 07 12010 109
TÜV	B 96 07 12010 109engl
UL	E 76083
VDE	6312 ÜG

Data sheet

ES 5805.500



Article features:

Material

Sheet steel
Enclosure: 1.8 mm
Door: 2.0 mm
Rear panel and gland plates: 1.5 mm
Mounting plate: 3.0 mm
Surface finish
Enclosure, door and rear panel: Dipcoat-primed,
powder-coated in

textured RAL 7035 on the outside

Mounting plate and gland plates: Zinc-plated

Supply includes

Enclosure with door, r/h door hinge, can be changed to
opposite side

(except 5080.500), mounting plate, gland plates and rear
panel,

detachable.

2 eyebolts, not fitted (ES 5080.500, ES 5084.500: 4
eyebolts, fitted).

Protection category to EN 60 529/10.91

IP 56 to EN 60 529/10.91, IP 55 for ES 5080.500

Complies with NEMA 12.

Technical specifications

Door: 1

Weight: 151.5 kg

Texts for tenders:

Enclosure (free-standing enclosure) to
protection category IP 66 (single door)


Enclosure: sturdy, 10-fold profiled enclosure

FRIEDRICH MIMMELT GROUP

System punchings on a 25 mm DIN pitch pattern
in all 3 levels for attaching system accessories, page 2

Data sheet

ES 5805.500



detachable three-piece gland plates.

Door: 2 mm sheet steel, sealed, with foamed-in seal, screw-fastened tubular frame with holes on a 25 mm DIN pitch pattern, locking rod with double-bit insert to DIN 43668. (Door hinge may be swapped from right to left in all single-door enclosures). Hinges with captive hinge pins, door opening angle 130° to VDI can be retrofitted to 180°.

Rear panel: 1.5 mm sheet steel, with foamed-in seal, quickly detachable with screws.

Mounting plate: 3 mm sheet steel, C-fold at sides, integrated plastic gliders, zinc-plated. All parts are prepared for attaching earth straps.

Accessories: quick-assembly accessories, base/plinth, lock systems, swing frames, electronic accessories, viewing window, glazed doors, operating panels, cooling units, heat exchangers, fan-and-filter units, heaters, power distribution components.

Surface finish: steel is cleaned, degreased, phosphated, electrophoretic dipcoat primed and polyester powder-coated in textured RAL 7035 (pale grey).

External dimension (W x H x D):
800 x 2000 x 500 mm