

Data sheet ZEUS 01-00 02 00

Zustimm-/Bedieneinheit

- Robust housing in IP65 and IP67
- Modular design
- Ergonomic design
- Combination of consent button and control unit
- Universal connection with fixed cable



ZEUS

ZEUS

General

General data

Type designation	ZEUS 01-00 02 00
Function type	Approval & operating unit
Approvals	TÜV, CE

Safety data

B10d value enable button	100.000
Standards	
- 3-stage enabling switch	IEC 60947-5-1, IEC 60947-5-8, ISO 121000-1, IEC 60204-1
- EMV	DIN EN 55011:2009 + A1:2010, DIN EN 61000-4-3:2006 + A1:2008 + A2:2010, DIN EN 61000-4-6:2009

Environmental conditions

Storage temperature	-40°C ... 80°C
Operating temperature	-5°C ... 60°C
Protection class according to IEC/EN 606641	IP65, IP67
Clearance and creepage distances according to IEC/EN 606641	
- Overvoltage category	3
- Contamination level	III

Mechanical data

Dimensions (W x H x D)	
- Width	69 mm
- Length	71 mm
- Height	186 mm
Weight	330-400 g - depending on features and variant
Mechanical service life	100.000 cycles
Screw torque	0,8 Nm

Material

- Housing	PA6.6 30% GF, black
- Base plate	V2A
- Enabling switches	Silikon

Base plate

- Without mounting bracket	No attachment possible
- Screw connection	M20 female thread

Connection

- Spiral cable	
- Material	PUR according to UL, black
- Number of cores	12
- Cross-section	AWG24 (0,25mm ²)
- Material of conductor	CU, blank

ZEUS

General

- Core identification	according to DIN47100
- Cable diameter	max. 7 mm
- Coil diameter	28 mm
- Wendel length	1000mm
- Extension length	max. 50000mm
- Extension ratio	1 : 5

Electrical data

Supply voltage UB	24V DC \pm 5%
Rated operational voltage Ue	DC: 30 V
Rated operational current Ie	DC: 2,5 A

Enabling switches

- Switch type	2 Changeover contacts
- Service life	
- Position 1>2>1	1.000.000 cycles
- Position 1>2>3>1	100.000 cycles
- Rated operational voltage Ue	DC: 30V
- Rated operational current Ie	DC: 1A
- Contactresistor	max. 50 m ohm (initial value)

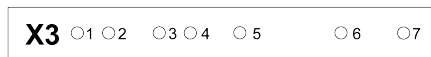
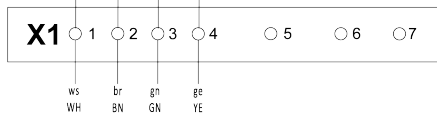
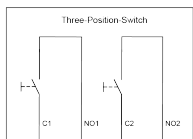
Conenction

X1	Spring-loaded terminal
X2	Spring-loaded terminal
X3	Spring-loaded terminal
Number of terminals (X1,X2,X3)	21
Connection cross-sections (X1,X2,X3)	
- Conductor cross-section	
- single-wired	0,08 ... 0,5 mm ²
- fine-wired	0,08 ... 0,5 mm ²
- fine-wired (with wire end sleeve with plastic collar)	0,25 mm ²
- fine-wired (with wire end sleeve without plastic collar)	0,25 mm ²
Stripping length	5 ... 6 mm

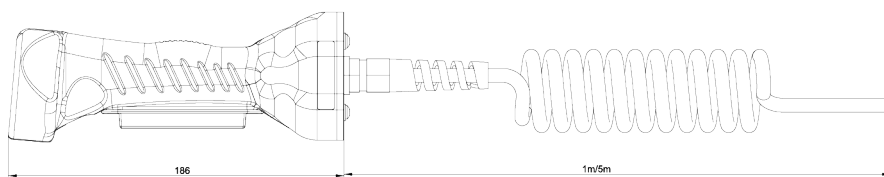
ZEUS

Pictures

Pinout



Dimensions



ZEUS

Equipment

Safety relay series S

- Item number

SP-S-00-001-01