

## Compact Three-phase and Neutral Line Filter for Industrial Machinery/Equipment

**SCHAFFNER**  
energy efficiency and reliability



- Compact, space-saving design, optimized for industrial machinery
- Combines high attenuation performance with low leakage current
- Performance according to the machine tool standard EN 50370-1
- Increases also the immunity if operated directly on the mains input

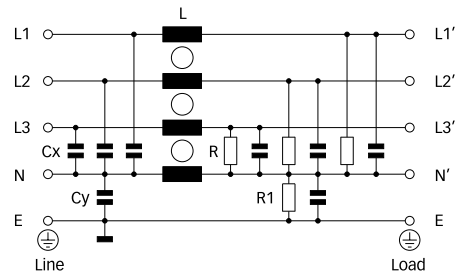
### Approvals



### Technical specifications

Maximum continuous operating voltage:	3x 520/300VAC (480VAC +10% possible)
Operating frequency:	dc to 60Hz
Rated currents:	8 to 160A @ 50°C
High potential test voltage:	P → E 3000VDC for 2 sec P → P 2250VDC for 2 sec
Protection category:	IP20
Overload capability:	4x rated current at switch on, 1.5x rated current for 1 minute, once per hour
Temperature range (operation and storage):	-25°C to +100°C (25/100/21)
Flammability corresponding to:	UL 94V-2 or better
Design corresponding to:	UL 1283, CSA 22.2 No. 8 1986, IEC/EN 60939
MTBF @ 50°C/400V (Mil-HB-217F):	>410,000 hours

### Typical electrical schematic




### Features and benefits

- An extremely compact and light weight filter design with a „cubic“ shape, requiring minimum mounting space and thus taking the constructional conditions on the mains input of machinery into account.
- Simple and time-saving installation with good accessibility for automatic and hand tools.
- Solid, touch-safe terminal blocks offering sufficient contacting cross section according to the EN 60204-1 installation standard, which is very common in industrial applications.
- As a mains input filter for three phases and neutral line, FN 3256 ensures the compliance with the new product family standard for machine tools in mainly industrial environments EN 50370-1. Further, its use will also increase the conducted immunity of the entire installation significantly.
- FN 3256 provides the attenuation performance to meet the requirements of various machine tools with up to 8 driving axes with ~10m of motor cable each.
- For easy selection and application, the filter current ratings are aligned with common fuse values.

### Typical applications

Mainly industrial equipment, machinery, machine tools and diverse process automation systems with three-phase and neutral electricity supply. Further, these filters are suitable for power supplies, high-power office equipment and further applications, where efficient interference suppression on three phases and the neutral line is required and where space is critical. Because of the very low leakage current, FN 3256 can even be used for some medical devices.

Filter selection table

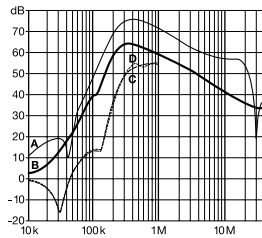
Filter	Rated current @ 50°C (40°C)	Leakage current* @ 480VAC/50Hz	Power loss @ 25°C/50Hz	Input/Output connections 	Weight [kg]
	[A]	[mA]	[W]		
FN 3256H-8-29	8 (8.8)	<1	2.7	-29	0.6
FN 3256H-16-29	16 (17.5)	<1	5.0	-29	0.7
FN 3256H-25-33	25 (27)	<1	9.8	-33	1.1
FN 3256H-36-33	36 (39)	<1	11.3	-33	1.2
FN 3256H-64-34	64 (70)	<1	17.2	-34	2.3
FN 3256H-80-35	80 (88)	<1	14.5	-35	3.5
FN 3256H-120-35	120 (131)	<1	25.0	-35	4.7
FN 3256H-160-40	160 (175)	<1	26.9	-40	5.7

\* Maximum leakage under normal operating conditions, based on the assumption that all three phases and the neutral conductor are connected to the supply and the consumer. In this case, the current will mainly return through the neutral line, not as earth leakage.

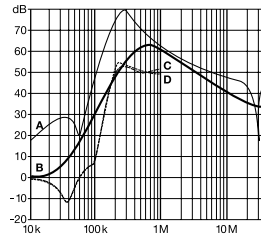
Typical filter attenuation

Per CISPR 17; A = 50Ω/50Ω sym; B = 50Ω/50Ω asym; C = 0.1Ω/100Ω sym; D = 100Ω/0.1Ω sym

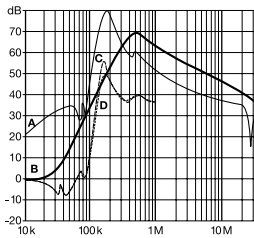
8 to 36A types



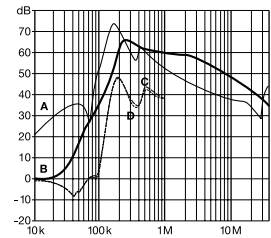
64 and 80A types



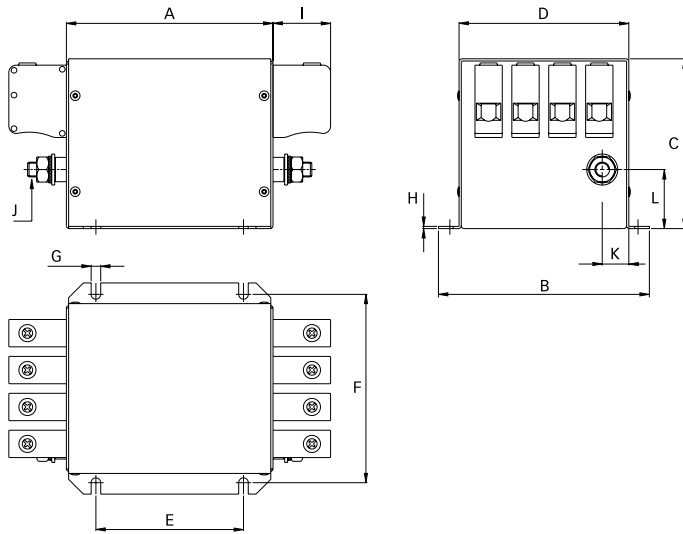
120A types



160A types



**Mechanical data**



Dimensions	8A	16A	25A	36A	64A	80A	120A	160A
A	110	110	130	130	140	170	210	200
B	110	110	118	118	143	163	170	190
C	70	70	85	85	115	125	125	130
D	82	82	90	90	115	135	140	160
E	70	70	90	90	100	120	160	150
F	94.5	94.5	102.5	102.5	127.5	147.5	153.5	173.5
G	6.5	6.5	6.5	6.5	6.5	6.5	6.5	6.5
H	1	1	1	1	1.5	1.5	1.5	1.5
I	10.9	10.9	25	25	39	45	45	51
J	M6	M6	M6	M6	M10	M10	M10	M10
K	12	12	12	12	18	18	17.5	16.5
L	33	33	40	40	40	35	44	55

All dimensions in mm; 1 inch = 25.4mm  
Tolerances according: ISO 2768-m / EN 22768-m

**Filter input/output connector cross sections**

	-29	-33	-34	-35	-40
<b>Solid wire</b>	6mm <sup>2</sup>	16mm <sup>2</sup>	35mm <sup>2</sup>	50mm <sup>2</sup>	95mm <sup>2</sup>
<b>Flex wire</b>	4mm <sup>2</sup>	10mm <sup>2</sup>	25mm <sup>2</sup>	50mm <sup>2</sup>	95mm <sup>2</sup>
<b>AWG type wire</b>	AWG 10	AWG 6	AWG 2	AWG 1/0	AWG 4/0
<b>Recommended torque</b>	0.6 - 0.8Nm	1.5 - 1.8Nm	4.0 - 4.5Nm	7 - 8Nm	17 - 20Nm

Please visit [www.schaffner.com](http://www.schaffner.com) to find more details on filter connectors.

**Headquarters and  
global innovation and  
development center**

**Schaffner Group**  
Nordstrasse 11  
4542 Luterbach  
Switzerland  
T +41 32 681 66 26  
F +41 32 681 66 30  
info@schaffner.ch  
[www.schaffner.com](http://www.schaffner.com)

**Sales and application centers**

**China**  
**Schaffner EMC Ltd. Shanghai**  
Building 11, Lane 1365  
East Kangqiao Road  
Shanghai 201319  
T +86 21 6813 9855  
F +86 21 6813 9811  
cschina@schaffner.com  
[www.schaffner.com](http://www.schaffner.com)

**Germany**  
**Schaffner Deutschland GmbH**  
Schoemperlenstrasse 12B  
76185 Karlsruhe  
T +49 721 56910  
F +49 721 569110  
germanysales@schaffner.com

**Finland**  
**Schaffner Oy**  
Tynninkuja 7  
08700 Lohja  
T +358 19 35 72 71  
F +358 19 32 66 10  
finlandsales@schaffner.com

**France**  
**Schaffner EMC S.A.S.**  
112, Quai de Bezons  
95103 Argenteuil  
T +33 1 34 34 30 60  
F +33 1 39 47 02 28  
francesales@schaffner.com

**Italy**  
**Schaffner EMC S.r.l.**  
Via Galileo Galilei, 47  
20092 Cinisello Balsamo (MI)  
T +39 02 66 04 30 45/47  
F +39 02 61 23 943  
italysales@schaffner.com

**Japan**  
**Schaffner EMC K.K.**  
Mitsui-Seimei Sangenjaya Bldg. 7F  
1-32-12, Kamiyama, Setagaya-ku  
Tokyo 154-0011  
T +81 3 5712 3650  
F +81 3 5712 3651  
japansales@schaffner.com  
[www.schaffner.jp](http://www.schaffner.jp)

**Sweden**  
**Schaffner EMC AB**  
Turebergstorg 1, 6  
19147 Sollentuna  
T +46 8 5792 1121/22  
F +46 8 92 96 90  
swedensales@schaffner.com

**Switzerland**  
**Schaffner EMV AG**  
Nordstrasse 11  
4542 Luterbach  
T +41 32 681 66 26  
F +41 32 681 66 41  
sales@schaffner.ch

**Singapore**  
**Schaffner EMC Pte Ltd.**  
Blk 3015A Ubi Road 1  
05-09 Kampong Ubi Industrial  
Estate  
T +65 6377 3283  
F +65 6377 3281  
singaporesales@schaffner.com

**Spain**  
**Schaffner EMC España**  
Calle Caléndula 93,  
Miniparc III, Edificio E  
El Soto de la Moraleja,  
Alcobendas  
28109 Madrid  
T +34 618 176 133  
spainsales@schaffner.com

**Taiwan**  
**Schaffner EMV Ltd.**  
6th Floor, No 413  
Rui Guang Road  
Neihu District  
Taipei City 114  
T +886 2 87525050  
F +886 2 87518086  
taiwansales@schaffner.com

**Thailand**  
**Schaffner EMC Co. Ltd.**  
Northern Region Industrial Estate  
67 Moo 4 Tambon Ban Klang  
Amphur Muang P.O. Box 14  
Lamphun 51000  
T +66 53 58 11 04  
F +66 53 58 10 19  
thailandsales@schaffner.com

**UK**  
**Schaffner Ltd.**  
5 Ashville Way  
Molly Millars Lane  
Wokingham  
Berkshire RG41 2PL  
T +44 118 9770070  
F +44 118 9792969  
uksales@schaffner.com  
[www.schaffner.uk.com](http://www.schaffner.uk.com)

**USA**  
**Schaffner EMC Inc.**  
52 Mayfield Avenue  
Edison, New Jersey 08837  
T +1 732 225 9533  
F +1 732 225 4789  
usasales@schaffner.com  
[www.schaffner.com/us](http://www.schaffner.com/us)

To find your local partner within  
Schaffner's global network, please go to

[www.schaffner.com](http://www.schaffner.com)

May 2011

© 2011 Schaffner EMC.  
Specifications subject to change without  
notice. All trademarks recognized.

Schaffner is an ISO-registered company.  
Its products are designed and manufac-  
tured under the strict quality and environ-  
mental requirements of the ISO 9001 and  
ISO 14001 standards.

This document has been carefully  
checked. However, Schaffner does not  
assume any liability for errors or inac-  
curacies.