

Datasheet - A-K8+1P-M23-S-G-5M-BK-1-X-X-4

Connector / Connector M23 / A-K9M23

 Preferred typ

- Pre-wired cable
- 8+1-pole

(Minor differences between the printed image and the original product may exist!)

Ordering details

| | |
|--------------------------|-------------------------------|
| Product type description | A-K8+1P-M23-S-G-5M-BK-1-X-X-4 |
| Article number | 101209959 |
| EAN code | 4030661384757 |

Global Properties

| | |
|--------------------------------|--------------------------|
| Product name | Anschlussleitung A-K9M23 |
| Versions | Pre-wired cable |
| Materials | |
| - Material of the housings | Metal film |
| - Material of the cable mantle | |
| Connector | female connector |
| Design | straight |
| Colouring | |
| - Enclosure color | Chromium-plated |
| - Cable colour | Black |
| Cable type | LiYY |
| Weight | 681 g |
| Coding | |

Mechanical data

| | |
|----------------|--------------------------|
| termination | M23 |
| Bolting device | Screw locking |
| Cable length | 5 m |
| Conductors | 8 x 0,75 mm ² |

Ambient conditions

Protection class IP67

Electrical data

Number of poles 8 piece + 1P
Number of cores 8 piece
Rated operating voltage U_e
Operating current I_e

LED switching conditions display

LED switching conditions display (Y/N) No

Pin assignment




| | |
|---|-----------------------|
| 1 | A1 U_e |
| 2 | X1 Safety input 1 |
| 3 | A2 GND |
| 4 | Y1 Safety output 1 |
| 5 | OUT Diagnostic output |
| 6 | X2 Safety input 2 |
| 7 | Y2 Safety output 2 |
| 8 | IN Solenoid control |
| 9 | Not used |

Ordering code

(1)-(2)-(3)-(4)-(5)-(6)-(7)-(8)-(9)-(10)-(11)

notice

| | |
|-------------|-------------------------------------|
| (1) | cable |
| A | Pre-wired cable |
| V | Interconnector |
| S | Connector without cable |
| (2)a | Connector |
| K | female connector |
| KK | female connector - female connector |
| S | male connector |
| SS | male connector - male connector |
| SK | male connector - female connector |
| (2)b | Number of poles |
| 1P | 1-pole |
| 2P | 2-pole |
| 3P | 3-pole |
| 4P | 4-pole |
| 5P | 5-pole |
| 6P | 6-pole |
| 7P | 7-pole |
| 8P | 8-pole |
| ... | ... |

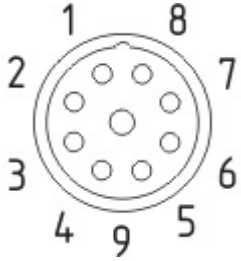
| | |
|-------------|---|
| (3) | termination |
| M6.5 | round 6.5 mm |
| M8 | M8 / round 8 mm |
| M12 | M12 |
| M18 | M18 |
| M23 | M23 |
| DIN43650 | DIN 43650 |
| TUCHEL | TUCHEL |
| (4) | Bolting device |
| R | Latching interlocking |
| S | Screw locking |
| (5) | Design |
| G | straight |
| W | angled |
| (6) | Cable length |
| X | without |
| 0.3M | 0,3 m |
| 2M | 2 m |
| 2.5M | 2.5 m |
| 3M | 3 m |
| 5M | 5 m |
| 10M | 10 m |
| 15M | 15 m |
| 20M | 20 m |
| (7) | Cable colour |
| X | without |
| BK | Black |
| GY | Grey |
| OG | Orange |
| (8) | Material of the cable |
| X | - |
| 1 | PVC |
| 2 | PUR |
| 3 | rubber |
| 4 | Silicone |
| (9) | Miscellaneous |
| X | Neutral |
| 1LP | 1x LED - PNP |
| 2LP | 2x LED - PNP |
| 3LP | 3x LED - PNP |
| (10) | Coding |
| X | without |
| A | A-Coding |
| B | B-Coding |
| (11) | Approval |
| 1 | without |
| 2 |  UL |
| 3 |  CSA |
| 4 |  USA/CAN |

Documents

Mounting and wiring instructions (de, en, fr) 42 kB, 23.07.2009

Code: m_ak9p01

Images



Contact arrangement

K.A. Schmersal GmbH & Co. KG, Möddinghofe 30, D-42279 Wuppertal

The data and values have been checked thoroughly. Technical modifications and errors excepted.

Generiert am 13.01.2014 - 11:23:19h Kasbase 2.2.18.F DBI

