

## Datasheet - ZQ 700-02

Pull-wire emergency stop switches / ZQ 700

 Preferred typ

- thermoplastic enclosure
- one-side operation / wire up to 10 m long
- Release push button
- Position indicator
- Large wiring compartment
- Twisting of towing eye not possible
- wire pull and breakage detection
- One tension force for cable lengths up to 10 m
- 1 Cable entry M 20 x 1.5

(Minor differences between the printed image and the original product may exist!)

### Ordering details

Product type description	ZQ 700-02
Article number	101192478
EAN code	4030661352671

### Approval


Approval



### Classification

Standards	EN ISO 13849-1
B <sub>10d</sub> Opener (NC)	100.000
Mission time	20 Years
notice	$MTTF_d = \frac{B_{10d}}{0,1 \times n_{op}}$ $n_{op} = \frac{d_{op} \times h_{op} \times 3600 \text{ s/h}}{t_{cycle}}$

### Global Properties

Product name	ZQ 700
Standards	EN 60947-5-1, IEC/EN 60947-5-5, EN ISO 13850
Compliance with the Directives (Y/N) 	Yes
Materials	
- Material of the housings	Plastic, thermoplastic
- Material of the cover	Plastic, thermoplastic
- Material of the contacts	Silver
Weight	216 g
Emergency-Stop button (Y/N)	No

## Mechanical data

Design of electrical connection	Screw connection
Cable section	
- Min. Cable section	0,75 mm <sup>2</sup>
- Max. Cable section	2.5 mm <sup>2</sup>
Mechanical life	> 1.000.000 operations
notice	All indications about the cable section are including the conductor ferrules.
Length of wire	max. 10 m

## Ambient conditions

Ambient temperature	
- Min. environmental temperature	-25 °C
- Max. environmental temperature	+70 °C
Protection class	IP67 to IEC/EN 60529

## Electrical data

Design of control element	Opener (NC)
Switching principle	Snap switch element
Number of auxiliary contacts	0 piece
Number of safety contacts	2 piece
Rated impulse withstand voltage $U_{imp}$	6 kV
Rated insulation voltage $U_i$	500 V
Thermal test current $I_{the}$	10 A
Utilisation category	AC-15: 230 V / 4 A, DC-13: 24 V / 4 A
Max. fuse rating	6 A gG D-fuse

## Dimensions

Dimensions	
- Width	40.5 mm
- Height	160 mm
- Depth	50.9 mm

## notice

At 2 bis 5 m distance intermediate wire supports are required, see accessories

Recommended cable lengths for pull-wire Emergency-Stop switches in relation to the range of ambient temperature.

As the thimbles are subject to deformation in case of wire pull, the wire should be pulled several times after fitting. After that, the wire must be re-tensioned using the eyebolt or the tensioner.

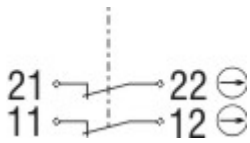
## Indication legend

---






1 = Wire rope  
2 = Eyebolt  
nut 3 =  
4 = Wire clamp  
5 = Tensioning jack  
Wire thimble 6 =  
shackle 7 =  
8 = rope tensioner  
A = Position indicator  
B = reset button

## Diagram

---



Note Diagram

-  positive break NC contact
-  active
-  no active
-  Normally-open contact
-  Normally-closed contact

## Ordering code

---

ZQ 700-(1)

(1)

11 1 Normally open contact (NO) / 1 Opener (NC)

02 2 Opener (NC)

## Documents

---

**Operating instructions and Declaration of conformity** (jp) 1 MB, 07.01.2011

Code: mrl\_zq700\_jp

**Operating instructions and Declaration of conformity** (br) 609 kB, 08.07.2010

Code: mrl\_zq700ace\_br

**Operating instructions and Declaration of conformity** (it) 932 kB, 09.12.2009

Code: mrl\_zq700\_it

**Operating instructions and Declaration of conformity** (fr) 936 kB, 09.12.2009

Code: mrl\_zq700\_fr

**Operating instructions and Declaration of conformity** (de) 589 kB, 08.07.2010

Code: mrl\_zq700\_de

**Operating instructions and Declaration of conformity** (nl) 936 kB, 09.12.2009

Code: mrl\_zq700\_nl

**Operating instructions and Declaration of conformity** (en) 662 kB, 03.02.2010

Code: mrl\_zq700\_en

**Operating instructions and Declaration of conformity** (pt) 936 kB, 14.01.2010

Code: mrl\_zq700\_pt

**Operating instructions and Declaration of conformity** (es) 934 kB, 09.12.2009

Code: mrl\_zq700\_es

**BG-test certificate** (de, en) 230 kB, 14.07.2008

Code: q\_tq7p01

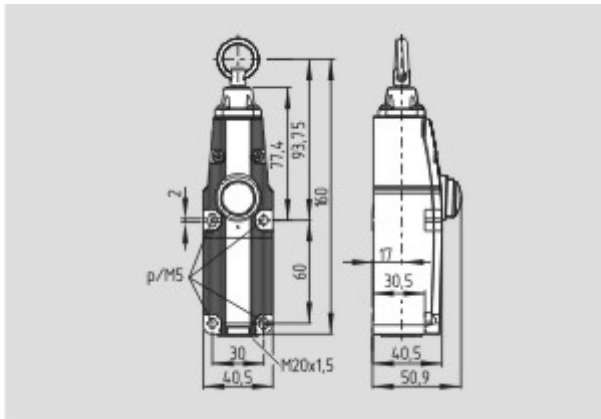
**CCC certification** (en) 229 kB, 19.08.2013

Code: q\_zq7p02

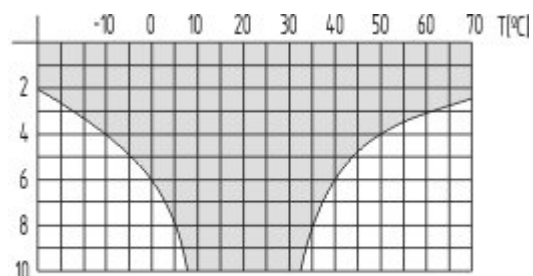
**CCC certification** (cn) 248 kB, 19.08.2013

Code: q\_zq7p03

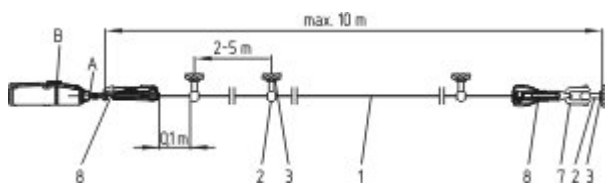
## Images



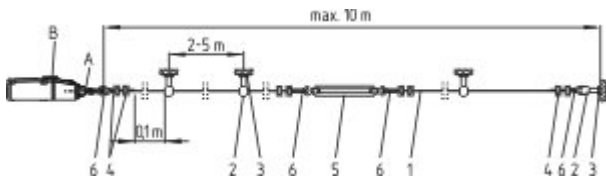
Dimensional drawing (basic component)



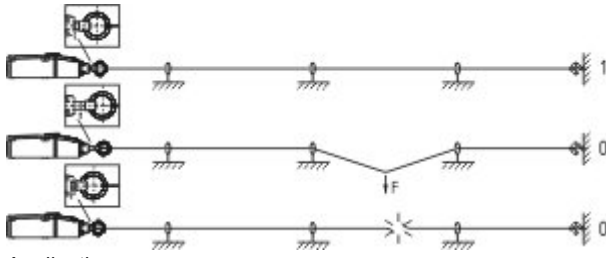
Characteristic curve



Application



Application



Application

## System components

### Accessories



101162986 - Eyebolt BM 8 x 70



101192471 - Eyebolt BM 8 x 70 NIRO



101084928 - Eyebolt BM 10 x 40



101203477 - Wire clamp 3 mm NIRO



101203569 - Wire clamp 4 mm NIRO



**101203478 - Wire clamp 5 mm NIRO**



**101190917 - Duplex wire clamp 3 mm NIRO**

- for Wire rope Ø 3 mm



**101203569 - Duplex wire clamp 4 mm NIRO**

- for Wire rope Ø 3 mm



**101196043 - Egg-shaped wire clamp GR 3**

- for Wire rope Ø 3 mm



**101077072 - Egg-shaped wire clamp GR 4**

- for Wire rope Ø 4 mm



**101203472 - WIRE THIMBLE 3 mm NIRO**

- for Wire rope Ø 3 mm
- to DIN 6899



**101170750 - WIRE THIMBLE 4 mm**

- for Wire rope Ø 4 mm
- to DIN 6899



**101203475 - WIRE THIMBLE 4 mm NIRO**

- for Wire rope Ø 4 mm
- to DIN 6899



**101203476 - WIRE THIMBLE 5 mm NIRO**

- for Wire rope  $\varnothing$  5 mm
- to DIN 6899



**101192433 - PULLEY**

- for Wire rope  $\varnothing$  3 mm
- To guide the wire rope where the path is not a straight line



**101087930 - TENSIONING JACK M6**

- For exact adjustment of the tension of the wire rope
- to DIN 1480



**101186696 - TENSION SPRING RZ-2041**

- To maintain the reaction force



**101087931 - TENSION SPRING RZ-136E**

- To maintain the reaction force



**101170752 - TENSION SPRING RZ-156I**

- To maintain the reaction force



**101186490 - SHACKLE NIRO**

- Shackle for fixing the wire rope to the eyebolt

---

**101122315 - TENSION SPRING RZ-172**

- To maintain the reaction force



---

**101094517 - WIRE ROPE 5 mm**



- With red PVC sheath
- Ø 5 mm total
- Steel core Ø 3 mm
- Quantity: Meter

---

**101147304 - WIRE UNIT COMPLETE 5 m**



- Ready-to-fit
- With red PVC sheath

---

**101155097 - WIRE UNIT COMPLETE 10 m**



- Ready-to-fit
- With red PVC sheath

---

**101186704 - rope tensioner S 900**



- Smooth adjustment
- Only one tool
- Antiskid
- Time-saving
- Ergonomic
- No risk of injury

---

K.A. Schmersal GmbH & Co. KG, Mödinghofe 30, D-42279 Wuppertal

The data and values have been checked thoroughly. Technical modifications and errors excepted.

Generiert am 04.10.2013 - 11:55:04h Kasbase 2.2.17.F DBI

