



Main

Device application	Distribution
Range	Acti 9
Product name	Acti 9 iC60
Product or component type	Miniature circuit-breaker
Device short name	IC60H
Poles description	3P
Number of protected poles	3
[In] rated current	6 A
Network type	AC DC
Trip unit technology	Thermal-magnetic
Curve code	B
Breaking capacity	10000 A Icn at 400 V AC 50/60 Hz conforming to EN/IEC 60898-1 42 kA Icu at 12...60 V AC 50/60 Hz conforming to EN/IEC 60947-2 10 kA Icu at 440 V AC 50/60 Hz conforming to EN/IEC 60947-2 15 kA Icu at 380...415 V AC 50/60 Hz conforming to EN/IEC 60947-2 30 kA Icu at 220...240 V AC 50/60 Hz conforming to EN/IEC 60947-2 42 kA Icu at 100...133 V AC 50/60 Hz conforming to EN/IEC 60947-2 15 kA Icu at <= 180 V DC conforming to EN/IEC 60947-2
Utilisation category	Category A conforming to EN 60898-1 Category A conforming to IEC 60898-1
Suitability for isolation	Yes conforming to EN 60898-1 Yes conforming to EN 60947-2 Yes conforming to IEC 60898-1 Yes conforming to IEC 60947-2
Standards	EN 60898-1 IEC 60947-2 EN 60947-2 IEC 60898-1

Disclaimer: This documentation is not intended as a substitute for and is not to be used for determining suitability or reliability of these products for specific user applications




Complementary

Network frequency	50/60 Hz
Magnetic tripping limit	4 x I _n +/- 20 %
[Ics] rated service breaking capacity	15 kA 50 % conforming to EN 60947-2 - 220...240 V AC 50/60 Hz 7.5 kA 50 % conforming to EN 60947-2 - 380...415 V AC 50/60 Hz 5 kA 50 % conforming to EN 60947-2 - 440 V AC 50/60 Hz 15 kA 50 % conforming to IEC 60947-2 - 220...240 V AC 50/60 Hz 7.5 kA 50 % conforming to IEC 60947-2 - 380...415 V AC 50/60 Hz 5 kA 50 % conforming to IEC 60947-2 - 440 V AC 50/60 Hz 7500 A 75 % conforming to EN 60898-1 - 400 V AC 50/60 Hz 7500 A 75 % conforming to IEC 60898-1 - 400 V AC 50/60 Hz 21 kA 50 % conforming to IEC 60947-2 - 12...133 V AC 50/60 Hz 21 kA 50 % conforming to EN 60947-2 - 12...133 V AC 50/60 Hz 15 kA 100 % conforming to IEC 60947-2 - 125...180 V DC 15 kA 100 % conforming to EN 60947-2 - 125...180 V DC
Limitation class	3 conforming to EN 60898-1 3 conforming to IEC 60898-1
[U _i] rated insulation voltage	AC 50/60 Hz conforming to EN 60947-2 AC 50/60 Hz conforming to IEC 60947-2
[U _{imp}] rated impulse withstand voltage	6 kV conforming to EN 60947-2 6 kV conforming to IEC 60947-2
Contact position indicator	Yes
Control type	Toggle
Local signalling	Trip indicator
Mounting support	DIN rail
9 mm pitches	6
Height	91 mm
Width	54 mm
Depth	78.5 mm
Net weight	0.375 kg
Colour	White
Mechanical durability	20000 cycles
Electrical durability	10000 cycles
Connections - terminals	Double terminal (top or bottom) 1...25 mm ² rigid Double terminal (top or bottom) 1...16 mm ² flexible
Wire stripping length	14 mm for top or bottom connection
Tightening torque	2 N.m top or bottom
Earth-leakage protection	Separate block

Environment

IP degree of protection	IP20 conforming to IEC 60529 IP20 conforming to EN 60529
Pollution degree	3
Overvoltage category	IV
Tropicalisation	2
Relative humidity	95 % at 55 °C
Ambient air temperature for operation	-35...70 °C
Ambient air temperature for storage	-40...85 °C

Offer Sustainability

Sustainable offer status	Green Premium product
REACH Regulation	 REACH Declaration
EU RoHS Directive	Pro-active compliance (Product out of EU RoHS legal scope)  EU RoHS Declaration
Environmental Disclosure	 Product Environmental Profile

Contractual warranty

Warranty	18 months
----------	-----------
