

Main

Commercial Status	Commercialised
Range of product	Modicon M238 logic controller
Product or component type	Discrete input module
Discrete input number	16
Discrete input voltage	24 V
Discrete input voltage type	DC

Complementary

Range compatibility	Advantys OTB Twido
Input voltage limits	20.4...28.8 V
Discrete input logic	Sink or source
Discrete input current	7 mA
Input impedance	3.4 kOhm
Number of common point	1
Response time	4 ms at state 1 4 ms at state 0
Isolation between channels	None
Isolation between channels and internal logic	500 V for 1 minute
Current consumption	40 mA 5 V DC at state 1 for all input
Local signalling	1 display block
Electrical connection	1 removable screw terminal block
Mounting support	35 mm symmetrical DIN rail
Product weight	0.065 kg

Environment

Depth	84.6 mm
Height	90 mm
Width	23.5 mm

RoHS compliance

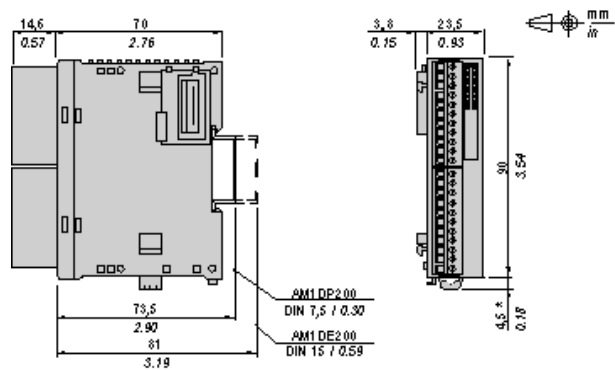
RoHS EUR status	Compliant
RoHS EUR conformity date(Y Y W W)	0830

Contractual warranty

Period	18 months
--------	-----------

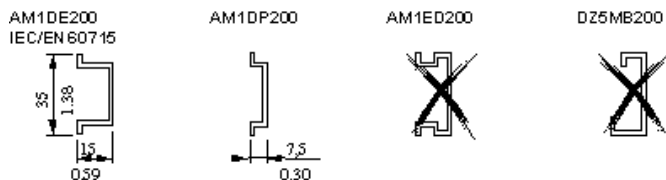
Digital Input Module (16-channel, 24 Vdc)

Dimensions



NOTE: * 8.5 mm (0.33 in) when the clamp is pulled out.

DIN Rail Mounting

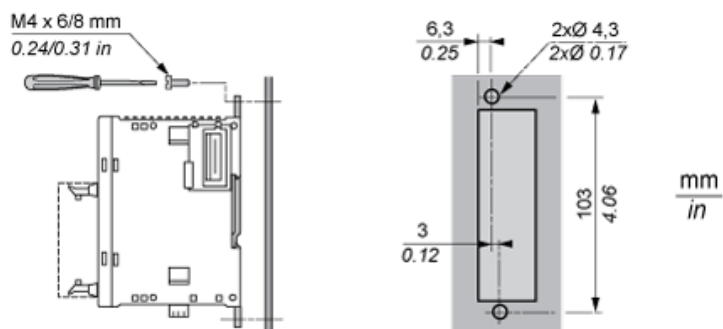


Rail depth	Catalogue part number
15 mm (0.59 in.)	AM1DE200
7,5 mm (0.30 in.)	AM1DP200

NOTE: Do not use AM1ED200 and DZ5MB200

Module Mounting on a Panel Surface

Mounting Hole Layout



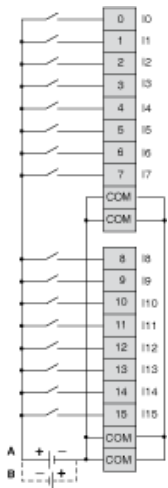
Wiring Requirements

Cable Types and Wire Sizes for Removable Screw Terminal Block

<p>9 0.35 mm in.</p>							
	mm ²	0,14...1,5	0,25...0,5	0,25...1,5	0,14...0,5	0,14...0,75	0,25...0,34
AWG	26...16	24...20	24...16	26...20	26...18	24...22	20

Digital Input Module (16-channel, 24 Vdc)

Wiring Diagram



- A Sink wiring (positive logic)
- B Source wiring (negative logic)

The COM terminals are connected together internally.