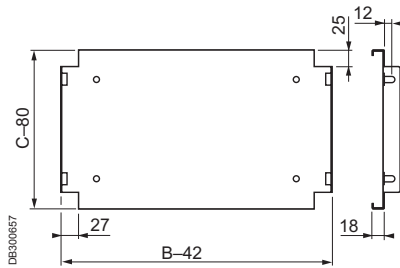


Mounting accessories


Equipment support accessories



Support plate

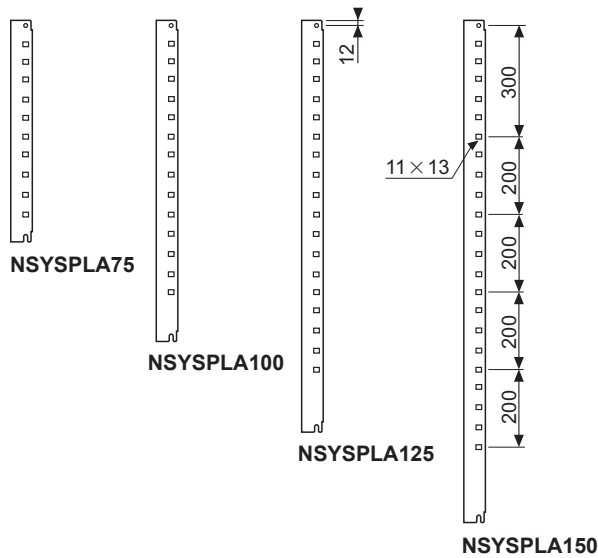
- Designed to support assorted equipment or simply to install a separation.
- It is installed directly on the bottom part of the enclosure.
- For the installation of one or several support plates, use 2 sets of 2 uprights suitable for the height (to be ordered separately). These uprights offer the option of adjusting the height with a step of 50 mm.
- Galvanised-steel material.
- Delivered with the fixings required for installation.
- In the 2-door enclosures, the installation of the plate or the uprights requires the prior installation of an intermediate support, ref. **NSYSBPLA**, presented below.

For enclosure (mm)		Max. load	Plate Reference
Depth (C)	Width (B)		
320	500	60 kg	NSYBANPLA53
320	750	60 kg	NSYBANPLA73
420	500	50 kg	NSYBANPLA54
420	750	50 kg	NSYBANPLA74



NSYSPLA100

For enclosure Height (mm)	N° of adjustments	Upright Reference
500	-	-
750	2	2 x NSYSPLA75
1000	3	2 x NSYSPLA100
1250	4	2 x NSYSPLA125
1500	5	2 x NSYSPLA150



Intermediate support in the 2-door enclosures

- Required accessory for installing support plates, ref. **NSYBANPLA●●●** or uprights, ref. **NSYSPLA●●●** in the 2-door enclosures.

Description	Reference
Intermediate support	NSYSBPLA

